







# Table of Contents



**SECTION INDEX** Click on any section below to go that portion of the catalog

**HELPFUL LINKS**  
See bottom of page for other helpful links

-  **Training Products**..... A1
-  **Lockout Devices** ..... B1
-  **Padlocks, Hasps & Accessories** ..... C1
-  **Tags, Signs & Labels** ..... D1
-  **Tapes, Letters & Numbers** ..... E1

-  **Related Products**..... F1
-  **Generic Order Forms**..... G1
-  **Standards**..... H1
-  **Index** ..... J1



Click on the logo above to go to [www.panduit.com](http://www.panduit.com)  
up to date product information  
find a local distributor  
technical information

**Search**

Click above for instructions on how to search for part numbers and other terms in this catalog

**Contact Panduit**

Click above for contact information worldwide and regional headquarters

**HELP!**

Click above for helpful user tips on navigating this catalog and technical info about this software

To order a printed catalog, ask for SA-IDCB33



Training Products

## Lockout /Tagout Requirements

Lockout Devices

The Occupational Safety and Health Administration (OSHA) mandates that all energy sources be isolated and locked out to protect employees from injuries caused by the accidental startup of equipment under repair or service. OSHA 1910.147 outlines the control of this hazardous energy with an effective lockout/tagout program. *PANDUIT* offers a complete line of lockout/tagout and safety products to aid in compliance with OSHA 1910.147 including:

Padlocks, Hasps & Accessories



Tags, Signs & Labels

Tapes, Letters & Numbers



Related Products

Generic Order Forms

Standards

Index

- Training manuals and videos to help train employees on the requirements of lockout/tagout
- Extensive line of universal, high quality devices to lockout a variety of energy sources
- Lockout/tagout kits and stations that offer a convenient method to purchase and store lockout devices, tags, and padlocks
- High quality, durable, secure padlocks in a variety of styles, colors, and keying configurations that ensure safety and security
- Extensive line of safety identification products that include tags, signs, and warning labels

*PANDUIT* offers everything you need to establish and maintain an effective lockout/tagout program. Ensure employee safety while conducting lockout/tagout procedures by utilizing *PANDUIT* innovative products and high quality materials.

## Training Products

### OSHA Lockout/Tagout Compliance Manual



- Takes you step-by-step through the process of bringing your company into compliance with OSHA Standard 1910.147; topics in the manual include background, scope, and purpose of the regulation
- This complete package includes:
  - Instructions for writing a company lockout/tagout policy
  - Establishing lockout/tagout procedures for equipment
  - Implementing a lockout/tagout training program
  - Forms, sample programs, and procedures to administer your program

Part Number	Part Description	Std. Pkg. Qty.
PSL-LCM	OSHA lockout/tagout compliance manual.	1



Training Products

## Lockout/Tagout Regulations Training Video and Handbooks

Lockout Devices



Padlocks, Hasps & Accessories

Tags, Signs & Labels

- “A Life is on the Line” Lockout/Tagout Training Program (English or Spanish) is designed to protect your employees and assist in compliance with OSHA lockout/tagout general requirements quickly, easily, and at low cost
- This complete package includes:
  - Lockout/tagout video
  - Participant guides with quizzes
  - Certificate of completion cards
  - Leader’s guide complete with quiz key
  - Training log
  - Lockout/tagout samples
  - *PANDUIT* lockout/tagout bulletin

Tapes, Letters & Numbers

Related Products

Generic Order Forms

Standards

Index

Part Number	Part Description	Number of Guides and Cards Included	Std. Pkg. Qty.	Std. Ctn. Qty.
<b>PSL-LTP</b>	Lockout/tagout regulations video complete training program, English, VHS format.	10	1	—
<b>PSL-LTM</b>	Replacement lockout/tagout participant guides and cards, English.	10	1	10
<b>PSL-LTPS</b>	Lockout/tagout regulations video complete training program, Spanish, VHS format.	10	1	—
<b>PSL-LTMS</b>	Replacement lockout/tagout participant guides and cards, Spanish.	10	1	10
<b>PSL-LTV</b>	Lockout/tagout regulations training video, English, VHS format.	—	1	—
<b>PSL-LTV-DVD</b>	Lockout/tagout regulations training video, English, DVD format.	—	1	10

Order number of pieces required, in multiples of Standard Package Quantity.  
Prime items appear in **BOLD**.

## Group Lockout/Tagout Training Video



- “Your Lock is Your Key to Life” Training Program provides thorough instruction on OSHA recommended safety practices and procedures for group lockout – multi-craft/multi-shift lockout operations
- This complete package includes:
  - Group lockout/tagout video
  - Participant guides with quizzes
  - Certificate of completion cards
  - Leader’s guide complete with quiz key
  - Training log
  - Lockout/tagout samples
  - PANDUIT lockout/tagout bulletin
  - Lockout steps wallet cards

Lockout Devices

 Padlocks, Hasps  
& Accessories

 Tags, Signs  
& Labels

 Tapes, Letters  
& Numbers

Related Products

Part Number	Part Description	Number of Guides and Cards Included	Std. Pkg. Qty.	Std. Ctn. Qty.
PSL-LTPGP	Group lockout/tagout video complete training program, English, VHS format.	10	1	5
PSL-LTMGP	Replacement group lockout/tagout participant guides and cards, English.	10	1	10

## Lockout/Tagout Steps/Calendar Wallet Card



- Provides those employees responsible for lockout/tagout with a constant reminder of the OSHA recommended steps for shutdown and startup
- Current calendar year is printed on back side

Generic Order Forms

Standards

Index

Part Number	Part Description	Number of Cards Included	Std. Pkg. Qty.	Std. Ctn. Qty.
PSL-STEPS	2.13" x 3.38", lockout/tagout steps/calendar wallet card.	25	1	4

## Lockout Devices

### Circuit Breaker Lockout Devices



- Individual circuit breakers can be locked in the off position quickly and easily
- Compact, universal design fits a wide range of single, double, and triple handle circuit breakers
- Accommodates breaker handles .30" – .60" (7.62mm x 15.24mm) tall and .25" – .44" (6.35mm x 11.18mm) thick
- Easily attached with no modifications to panel or circuit breaker and does not require hole in circuit breaker handle
- Constructed of rugged nylon and stainless steel, providing strength, durability, added security and corrosion resistance

Part Number	Part Description	Std. Pkg. Qty.	Std. Ctn. Qty.
<b>PSL-CB</b>	Universal circuit breaker lockout.	1	10
<b>PSL-CBIL</b>	Circuit breaker lockout device for use with Square D I-LINE <sup>®</sup> /Federal Pacific (FPE) circuit breakers.	1	10

<sup>®</sup>I-LINE is a registered trademark of Square D Company.

### “No Tool” Circuit Breaker Lockout Devices



- Individual circuit breaker can be locked in the off position quickly and easily without any tools
- Compact, universal design fits a wide range of single, double, and triple handle circuit breakers
- Accommodates breaker handle sizes ranging from .30" – .60" (7.62mm x 15.24mm) tall and .16" – .35" (4.06mm x 8.89mm) thick
- Easily attached with no modifications to panel or circuit breaker and does not require holes in circuit breaker handle
- Constructed of rugged nylon and stainless steel providing strength, durability, added security and corrosion resistance

Part Number	Part Description	Std. Pkg. Qty.	Std. Ctn. Qty.
<b>PSL-CBNT</b>	“No Tool” universal circuit breaker lockout.	1	10
<b>PSL-CBILNT</b>	“No Tool” circuit breaker lockout for use with Square D I-LINE <sup>®</sup> /Federal Pacific (FPE) circuit breakers.	1	10

<sup>®</sup>I-LINE is a registered trademark of Square D Company.

For service and technical support, call 800-777-3300 or visit [www.panduit.com](http://www.panduit.com).



Training Products

## Large Handle Circuit Breaker Lockout Device

Lockout Devices



- Individual circuit breakers can be locked in the off position quickly and easily without any tools
- Compact, universal design fits a wide range of large handle circuit breakers
- Accommodates breaker handle dimensions up to .80" thick x 3.00" wide (20.32mm x 76.20mm)
- Easily attached with no modifications to panel or circuit breaker
- Constructed of rugged nylon and stainless steel providing strength, durability, added security and corrosion resistance

Padlocks, Hasps & Accessories

Tags, Signs & Labels

Part Number	Part Description	Std. Pkg. Qty.	Std. Ctn. Qty.
<b>PSL-CBL</b>	Large handle circuit breaker lockout.	1	10

Tapes, Letters & Numbers

## Plug Lockout Device

Related Products



- Individual plugs in a wide range of sizes can be locked out to prevent energization
- Accommodates padlocks with shackle lengths of 1.50" (38.10mm) or greater and plugs with a hole in a blade
- Constructed of rugged polycarbonate providing strength, durability, added security and corrosion resistance

Generic Order Forms

Standards

Part Number	Part Description	Std. Pkg. Qty.	Std. Ctn. Qty.
<b>PSL-P</b>	Plug lockout.	1	10

Index

Order number of pieces required, in multiples of Standard Package Quantity.  
Prime items appear in **BOLD**.

## Cord Lockout Devices



- Individual corded plugs in a wide range of sizes can be locked out to prevent energization
- Accommodates standard 120 V and 240 V – 480 V AC corded plugs

Part Number	Part Description	Std. Pkg. Qty.	Std. Ctn. Qty.
PSL-CL110	Lockout for 120 V AC corded plugs, 2.00" x 2.00" x 3.50" inside dimensions.	1	10
PSL-CL480	Lockout for 240 – 480 V AC corded plugs, 3.25" x 3.25" x 6.50" inside dimensions.	1	10

## Receptacle Blockout Device



- Blockout receptacles to prevent equipment damage from overloading circuits or electrical interference
- Accommodates standard 120 V electrical receptacles

Part Number	Part Description	Std. Pkg. Qty.	Std. Ctn. Qty.
PSL-ERB	Blockout for 120 V electrical receptacle.	1	25





Training Products

## Toggle Switch Lockout Device

Lockout Devices



- Compact secure design fits most toggle switches and some small circuit breakers
- Easily attached without removal of faceplate or screws
- Accommodates switches .45" – .78" (11.43mm – 19.81mm) tall x .25" – .38" (6.35mm – 9.65mm) wide x .25" – .40" (6.35mm – 10.16mm) thick
- Constructed of rugged nylon and stainless steel providing strength, durability, added security and corrosion resistance

Padlocks, Hasps & Accessories

Tags, Signs & Labels

Part Number	Part Description	Std. Pkg. Qty.	Std. Ctn. Qty.
<b>PSL-WS</b>	Toggle switch lockout.	1	10

Tapes, Letters & Numbers

## Toggle/Rocker Switch Lockout Device

Related Products



- Toggle/rocker switches controlling electrical supply can be locked out
- Accommodates standard wall switch faceplates
- Install using faceplate screws

Generic Order Forms


Part Number	Part Description	Std. Pkg. Qty.	Std. Ctn. Qty.
<b>PSL-WS1A</b>	Toggle/rocker switch lockout.	1	10

Standards

Index

Order number of pieces required, in multiples of Standard Package Quantity.  
Prime items appear in **BOLD**.

## Gate Valve Lockout Devices



- Gate valves regulating hydraulic, pneumatic, and chemical energy can be locked out quickly and easily
- Accommodates valve handles ranging from 1.00" (25.40mm) to 13.00" (330.20mm) in diameter

Part Number	Part Description	Std. Pkg. Qty.	Std. Ctn. Qty.
<b>PSL-V2A</b>	Gate valve lockout, accommodates 1.00" – 2.50" diameter handle.	1	10
<b>PSL-V6A</b>	Gate valve lockout, accommodates 2.50" – 6.50" diameter handle.	1	10
<b>PSL-V9</b>	Gate valve lockout, accommodates 6.50" – 10.00" diameter handle.	1	10
<b>PSL-V13</b>	Gate valve lockout, accommodates 10.00" – 13.00" diameter handle.	1	—

## Ball Valve Lockout Devices



- Ball valves regulating hydraulic, pneumatic, and chemical energy can be locked out quickly and easily
- Accommodates valve diameters ranging from .25" (6.35mm) to 3.00" (76.20mm)

Part Number	Part Description	Std. Pkg. Qty.	Std. Ctn. Qty.
<b>PSL-BV1</b>	Ball valve lockout, accommodates .25" – 1.00" valve diameter.	1	10
<b>PSL-BV2</b>	Ball valve lockout, accommodates 1.25" – 3.00" valve diameter.	1	10



Training Products

## Multiple Lockout Device

Lockout Devices



- Device can be used alone as a lockout hasp or with provided 0.19" (4.8mm) diameter cable to lockout electrical disconnects, gate valves, or large cumbersome devices
- Compact and easy to install
- Constructed of rugged polycarbonate and stainless steel providing strength, durability, added security and corrosion resistance

Padlocks, Hasps & Accessories



Tags, Signs & Labels

Tapes, Letters & Numbers

Part Number	Part Description	Std. Pkg. Qty.	Std. Ctn. Qty.
<b>PSL-MLD</b>	Multiple lockout device; includes lockout hasp and 6.0' (1.8M) vinyl coated galvanized steel cable with loophole.	1	20
PSL-MLDH-X	Multiple lockout device (hasp only).	10	—
PSL-MLDC	6.0' (1.8M) vinyl coated galvanized steel cable with loophole.	1	5
<b>PSL-MLDC200</b>	200.0' (61.0M) vinyl coated galvanized steel cable on roll without loophole.	1	—

Related Products

## Pneumatic Energy Lockout Device

Generic Order Forms



- Pneumatic energy devices can be locked out quickly and easily without costly tool modifications or inconvenient in-line valves
- When installed on the male pneumatic fitting, prevents the ability to engage into the female fitting
- Universal compact design makes the pneumatic lockout device easy to transport and install on almost any fitting, even in tight spaces
- Rugged stainless steel construction offers superior strength, durability, added security and corrosion resistance

Standards

Index

Part Number	Part Description	Std. Pkg. Qty.	Std. Ctn. Qty.
<b>PSL-PEL</b>	Pneumatic energy lockout device, 3.50" x 0.10" (88.9mm x 25.4mm) thick.	1	20

Order number of pieces required, in multiples of Standard Package Quantity.  
Prime items appear in **BOLD**.

## Jack Module Blockout Device



- Blocks unauthorized access to jacks and potentially harmful foreign objects, saving time and money associated with data security breaches, network downtime, repair and hardware replacement
- Compatible with most RJ45 jacks to accommodate a variety of applications and does not interfere with jack contacts
- Can be installed/removed without interfering with adjacent jacks or hardware
- May only be released with the special removal tool, ensuring the safety and security of your network infrastructure

Part Number*	Part Description	Color	Std. Pkg. Qty.	Std. Ctn. Qty.
<b>PSL-DCJB</b>	Package of ten jack module blockout devices and one removal tool.	Red	1	20
<b>PSL-DCJB-BL</b>	Package of ten jack module blockout devices and one removal tool.	Black	1	20
<b>PSL-DCJB-BU</b>	Package of ten jack module blockout devices and one removal tool.	Blue	1	20
<b>PSL-DCJB-YL</b>	Package of ten jack module blockout devices and one removal tool.	Yellow	1	20
<b>PSL-DCJB-IW</b>	Package of ten jack module blockout devices and one removal tool.	International White	1	20

\*Available in bulk packages of 100 devices and 5 removal tools. To order bulk package add -C to the suffix of part number.



Training Products

## Electrician Lockout Kit

Lockout Devices



- Kit contains a variety of lockout/tagout devices commonly used by an individual electrician

Padlocks, Hasps & Accessories

Tags, Signs & Labels

Part Number	Contents	Std. Pkg. Qty.	Std. Ctn. Qty.
<b>PSL-PK-EA</b>	(1) Screwdriver. (1) PSL-PK pouch. (1) PSL-5RED-LS long shackle padlock with red label. (1) PSL-MLD multiple lockout device. (1) PSL-WS wall switch lockout device. (1) PSL-CBNT "No Tool" universal circuit breaker lockout device. (1) PSL-P plug lockout device. (5) PVT-30 electrician's blocking tags.	1	5

Tapes, Letters & Numbers

## Contractor Lockout Kit

Related Products



- Kit contains a variety of lockout/tagout devices commonly used by electrical contractors

Generic Order Forms

Standards

Index

Part Number	Contents	Std. Pkg. Qty.
<b>PSL-KT-CONA</b>	(1) Screwdriver. (1) PSL-KT carrying case – 5.0" x 3.5" x 11.0" (127mm x 89mm x 279mm). (3) PSL-5RED-LS long shackle padlocks with red labels. (3) PSL-5RED standard shackle padlocks with red labels. (1) PSL-1A lockout hasp – 1.0" (25mm) jaw diameter. (1) PSL-MLD multiple lockout device. (3) PSL-WS wall switch lockouts. (3) PSL-CBNT circuit breaker lockouts. (3) PSL-P plug lockouts. (15 Tags) "PVT-98 EQUIPMENT LOCKED OUT BY..." safety tags.	1

Order number of pieces required, in multiples of Standard Package Quantity.

## MRO Lockout Kit



- Kit contains a variety of lockout/tagout devices commonly used by maintenance and repair personnel

Part Number	Contents	Std. Pkg. Qty.
PSL-KT-MROA	<ul style="list-style-type: none"> <li>(1) Screwdriver.</li> <li>(1) PSL-BX carrying case – 6.5" x 5.0" x 14.5" (32mm x 127mm x 368mm).</li> <li>(3) PSL-5RED-LS long shackle padlocks with red labels.</li> <li>(1) PSL-MLD multiple lockout device.</li> <li>(2) PSL-WS wall switch lockouts.</li> <li>(2) PSL-CBNT circuit breaker lockouts.</li> <li>(2) PSL-P plug lockouts.</li> <li>(1) PSL-V6A gate valve lockout – 5.0" (127mm).</li> <li>(1) PSL-V2A gate valve lockout – 2.5" (64mm).</li> <li>(1) PSL-BV2 ball valve lockout – 3.0" (76mm).</li> <li>(1) PSL-CL110 110 V plug lockout.</li> <li>(10) PVT-44 "DO NOT OPERATE" maintenance tags.</li> </ul>	1



Training Products

## Power and Panel Distribution Lockout Kit

Lockout Devices



- Kit contains a variety of lockout/tagout devices commonly used to isolate electrical distribution panels
- Durable steel case can be wall mounted or used as a portable case

Padlocks, Hasps & Accessories

Tags, Signs & Labels

Tapes, Letters & Numbers

Part Number	Contents	Std. Pkg. Qty.
<b>PSL-KT-PWR</b>	(1) Screwdriver. (1) PSL-STATION metal wall mount cabinet. (2) PSL-5-RED-LS long shackle padlocks with red labels. (1) PSL-MLD multiple lockout device. (2) PSL-CBNT universal circuit breaker lockout device. (2) PSL-CBILNT circuit breaker lockout device for Square D I-LINE/Federal Pacific (FPE) circuit breakers. (2) PSL-CBL large handle circuit breaker lockout devices. (1) PSL-P plug lockout. (25) PVT-23-Q "DO NOT OPERATE ELECTRICIANS AT WORK" tags.	1

I-LINE is a registered trademark of Square D Company.

Related Products

## Metal Wall Mount Cabinet

Generic Order Forms



- Conveniently store lockout tools and accessories in one common area
- Durable steel case can be wall-mounted (9 mounting holes) or used as a portable case
- 14.75" x 10.25" x 4.63"  
(375.00mm x 260.00mm x 117.00mm)


Standards

Part Number	Part Description	Std. Pkg. Qty.
<b>PSL-STATION</b>	Metal wall mount cabinet.	1

Index

Order number of pieces required, in multiples of Standard Package Quantity.  
 B10 Prime items appear in **BOLD**.

## Lockout Stations



- Conveniently store padlocks, tags, and lockout devices in one common area

Part Number	Part Description	Std. Pkg. Qty.
PSL-20SWC	24.00" x 19.00", lockout station with components, 20 person; components include: (20) PSL-3RED padlocks (keyed differently), (6) PSL-1.5 lockout hasps, (25 tags) PVT-98 safety tags, and (25 tags) PVT-41 safety tags.	1
PSL-20S	24.00" x 19.00", lockout station (sign only), 20 person.	1
PSL-10SWC	12.00" x 19.00", lockout station with components, 10 person; components include: (10) PSL-3RED padlocks (keyed differently), (3) PSL-1.5 lockout hasps, (15 tags) PVT-98 safety tags, and (10 tags) PVT-41 safety tags.	1
PSL-10S	12.00" x 19.00", lockout station (sign only), 10 person.	1
PSL-4SWC	12.00" x 9.50", lockout station with components, 4 person; components include: (4) PSL-3RED padlocks (keyed differently), (3) PSL-1.5 lockout hasps, and (15 tags) PVT-98 safety tags.	1
PSL-4S	12.00" x 9.50", lockout station (sign only), 4 person.	1





Training Products

## Group Lock Box

Lockout Devices



- Manage multiple employees and energy sources involved in a group lockout procedure
- Accommodates up to 13 padlocks (not included)
- Industrial powder coated steel construction
- Dimensions: 9.00" (228.60mm) wide x 6" (152.40mm) high x 3.25" (82.55mm) deep

Padlocks, Hasps & Accessories

Tags, Signs & Labels

Tapes, Letters & Numbers

Related Products

Generic Order Forms

Standards

Index

Part Number	Part Description	Std. Pkg. Qty.
<b>PSL-GLB</b>	Group lock box.	1

Order number of pieces required, in multiples of Standard Package Quantity.

B12

Prime items appear in **BOLD**.



Training Products

Lockout Devices

Padlocks, Hasps  
& Accessories

Tags, Signs  
& Labels

Tapes, Letters  
& Numbers

Related Products


Generic Order Forms

Standards

Index

## Padlocks, Hasps, and Accessories

### Safety Lockout Padlocks



- Rugged, lightweight XENYO‡ plastic body with steel shackle
- Each lock keyed differently and supplied with 1 key and padlock labels in English, Spanish, and French
- .25" (6.00mm) diameter shackle

Part Number	Color	Std. Pkg. Qty.
<b>1.50" (38.10mm) Short Body</b>		
PSL-4BLK	Black	6
PSL-4BLU	Blue	6
PSL-4GRN	Green	6
PSL-4ORG	Orange	6
PSL-4PRP	Purple	6
PSL-4RED	Red	6
PSL-4TEL	Teal	6
PSL-4YEL	Yellow	6
<b>3.00" (76.20mm) Long Body</b>		
PSL-4BLK-LB	Black	6
PSL-4BLU-LB	Blue	6
PSL-4GRN-LB	Green	6
PSL-4ORG-LB	Orange	6
PSL-4PRP-LB	Purple	6
PSL-4RED-LB	Red	6
PSL-4TEL-LB	Teal	6
PSL-4YEL-LB	Yellow	6

‡XENYO is a registered trademark of General Electric Company.

These locks can be master keyed or keyed alike and custom engraved. See Generic Lock Order Form on page G1.



Training Products

## High Security Padlocks

Lockout Devices



- Aluminum padlock with hardened steel shackles
- Powder coated finish resists scratches
- Ideal for corrosive and tough environments
- 30% lighter than laminated steel
- Each lock keyed differently and supplied with 2 keys
- .25" (6.00mm) diameter shackle

Padlocks, Hasps & Accessories

Tags, Signs & Labels

Tapes, Letters & Numbers

Related Products

Generic Order Forms

Standards

Index

Part Number	Color	Std. Pkg. Qty.
<b>1.00" (25.40mm) Shackle</b>		
PSL-11BLK	Black	6
PSL-11BLU	Blue	6
PSL-11GRN	Green	6
PSL-11ORNG	Orange	6
PSL-11RED	Red	6
PSL-11YEL	Yellow	6
<b>3.00" (76.20mm) Shackle</b>		
PSL-11BLK-LS	Black	6
PSL-11BLU-LS	Blue	6
PSL-11GRN-LS	Green	6
PSL-11ORNG-LS	Orange	6
PSL-11RED-LS	Red	6
PSL-11YEL-LS	Yellow	6

These locks can be master keyed or keyed alike and custom engraved.  
See Generic Lock Order Form on page G1.



Training Products

Lockout Devices

Padlocks, Hasps & Accessories

Tags, Signs & Labels

Tapes, Letters & Numbers


Related Products

Generic Order Forms

Standards

Index

## Laminated Steel Padlocks



- Laminated steel, pin tumbler lock
- Double-locking, case-hardened steel shackle
- Each lock keyed differently and supplied with 2 keys
- .28" (7.00mm) diameter shackle

Part Number	Color	Std. Pkg. Qty.
<b>.75" (19.00mm) Shackle</b>		
PSL-3BLACK	Lock with black bumper.	6
PSL-3BLUE	Lock with blue bumper.	6
PSL-3GREEN	Lock with green bumper.	6
PSL-3RED	Lock with red bumper.	6
PSL-3WHITE	Lock with white bumper.	6
PSL-3YELLOW	Lock with yellow bumper.	6
<b>2.00" (51.00mm) Shackle</b>		
PSL-3BLACK-LS	Lock with black bumper.	6
PSL-3BLUE-LS	Lock with blue bumper.	6
PSL-3GREEN-LS	Lock with green bumper.	6
PSL-3RED-LS	Lock with red bumper.	6
PSL-3WHITE-LS	Lock with white bumper.	6
PSL-3YELLOW-LS	Lock with yellow bumper.	6

These locks are not suitable for custom engraving.  
See Generic Lock Order Form on page G1.



Training Products

## Value Line Padlocks

Lockout Devices



- Economical padlock has laminated steel body with case hardened, corrosion resistant steel shackle and double steel ball locking system
- All locks have black bumpers and are supplied with color coded self-laminating padlock labels
- Each lock keyed differently and supplied with 2 keys and colored padlock label
- .25" (6.00mm) diameter shackle

Padlocks, Hasps & Accessories

Tags, Signs & Labels

Tapes, Letters & Numbers

Related Products

Generic Order Forms

Standards

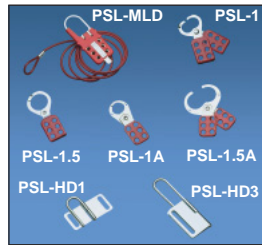
Index

Part Number	Color	Std. Pkg. Qty.
<b>.75" (19.00mm) Shackle</b>		
PSL-5BLK	Black padlock label.	6
PSL-5BLU	Blue padlock label.	6
PSL-5GRN	Green padlock label.	6
PSL-5RED	Red padlock label.	6
PSL-5WHT	White padlock label.	6
PSL-5YEL	Yellow padlock label.	6
<b>2.50" (63.50mm) Shackle</b>		
PSL-5RED-LS	Red padlock label.	6

Labels are designed with blank write-on area for name and department designation and can be clearly identified with *PANDUIT* permanent marking pens, page D14.

These locks are not suitable for custom engraving or keying.

## Lockout Hasps



- Energy sources can be locked out quickly and easily by more than one worker for group lockout applications
- Heavy duty hasps with tamper-resistant designs to deter vandalism
- Variety of lockout hasp styles and sizes to accommodate a wide range of lockout applications

Part Number	Part Description	Max. No. Locks	Std. Pkg. Qty.	Std. Ctn. Qty.
<b>PSL-MLD</b>	Multiple lockout device; includes lockout hasp and 6.0' (1.8M) vinyl coated galvanized steel cable with loop hole.	6	1	20
<b>PSL-MLDH-X</b>	Multiple lockout device (hasp only).	6	10	—
<b>PSL-1</b>	Hasp with 1.00" (25.40mm) diameter jaw and overlapping tabs.	6	12	144
<b>PSL-1.5</b>	Hasp with 1.50" (38.10mm) diameter jaw and overlapping tabs.	6	12	144
<b>PSL-1A</b>	Hasp with 1.00" (25.40mm) diameter jaw.	6	12	144
<b>PSL-1.5A</b>	Hasp with 1.50" (38.10mm) diameter jaw.	6	12	48
<b>PSL-HD1</b>	Heavy duty hasp with 1.00" x 1.00" (25.40mm x 25.40mm) clearance.	5	12	—
<b>PSL-HD2.4</b>	Heavy duty hasp with 1.00" x 2.40" (25.40mm x 60.00mm) clearance.	7	12	—
<b>PSL-HD3</b>	Heavy duty hasp with 1.00" x 3.00" (25.40mm x 76.00mm) clearance.	7	12	—



Training Products

## Self-Laminating Padlock Labels

Lockout Devices



- Used to identify employees' locks; employees sign the label, attach it to the padlock, and overwrap with the clear vinyl to protect the legend
- Available in 6 colors for departmental coding
- One-piece design is easy to use

Padlocks, Hasps & Accessories

Tags, Signs & Labels

Part Number	Color	Width		Height		Std. Pkg. Qty.	Std. Ctn. Qty.
		In.	mm	In.	mm		
PSL-PL1BLKY	Black	10.00	254.00	.75	19.00	25	150
PSL-PL1BLUY	Blue	10.00	254.00	.75	19.00	25	150
PSL-PL1GRNY	Green	10.00	254.00	.75	19.00	25	150
PSL-PL1REDY	Red	10.00	254.00	.75	19.00	25	150
PSL-PL1WHTY	White	10.00	254.00	.75	19.00	25	150
PSL-PL1YELY	Yellow	10.00	254.00	.75	19.00	25	150

Tapes, Letters & Numbers

Labels are designed with blank write-on area for name and department designation and can be clearly identified with *PANDUIT* permanent marking pens, page D14.

Related Products

## Metal I.D. Tags and Collars

Generic Order Forms



Standards

Part Number	Part Description	Std. Pkg. Qty.	Std. Ctn. Qty.
PSL-TG1	Brass padlock identification tag.	12	48
PSL-SC	Padlock shackle collar and rivet.	12	48
MTB1D-Q	Brass identification tag 1.00" (25.40mm) diameter.	25	250
MT172W38-C	Stainless steel tag 1.72" x .38" (43.68mm x 9.65mm).	100	1000

Index

Order number of pieces required, in multiples of Standard Package Quantity.  
 C6 Prime items appear in **BOLD**.

## Padlock Eyes



- Padlock eyes assist with compliance to OSHA standards requiring that equipment be modified to accept locks and lockout devices
- Surface mounted eyes are made of .13" (3.00mm) hard wrought steel
- Tamper resistant inside mounting eyes – 2.50" (64.00mm) wide, accept shackle diameters up to .63" (16.00mm)

Part Number	Part Description	Std. Pkg. Qty.	Std. Ctn. Qty.
PSL-PE1	Padlock eyes, angled (metal mounting screws included).	1	10
PSL-PE2	Padlock eyes, straight (wood mounting screws included).	1	10

## Chain Attachment



- Optional 9.00" (229.00mm) chain for permanently attaching lockouts at pre-designed locations

Part Number	Part Description	Std. Pkg. Qty.	Std. Ctn. Qty.
PSL-PC	Heavy duty zinc plated steel chain with chain holder attached.	1	10

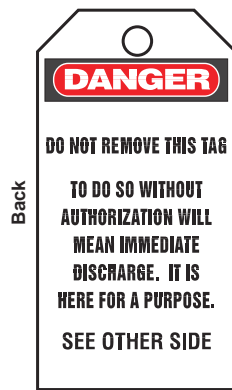


## Tags, Signs, and Labels

### Write-On Safety Tags



- Meets OSHA Standard 1910.147 requirements for tagout applications
- Semi-rigid plastic tags are 3.00" (76.00mm) wide x 5.75" (146.00mm) high with a .38" (9.00mm) brass grommet for greater strength and increased durability
- Tags can be attached with a lockout device or with a *PANDUIT* PLT2S nylon tie (50 lb. loop tensile strength) supplied with each tag
- PVT-\* package consists of five tags and five cable ties
- PVT\*-Q package consists of 25 tags and 25 cable ties
- Can be clearly identified with *PANDUIT* permanent marking pens, page D14



PVT-9-Q



PVT-15

continued on page D2.



Training Products

### Write-On Safety Tags (continued)

Lockout Devices

Padlocks, Hasps & Accessories

Tags, Signs & Labels

Tapes, Letters & Numbers

Related Products

Generic Order Forms

Standards

Index

**DANGER**

**DO NOT OPERATE**

**ELECTRICIANS AT WORK**

Signed By \_\_\_\_\_  
Date \_\_\_\_\_

**DANGER**

**DO NOT REMOVE THIS TAG**

**TO DO SO WITHOUT AUTHORIZATION WILL MEAN IMMEDIATE DISCHARGE. IT IS HERE FOR A PURPOSE. SEE OTHER SIDE**

PVT-23  
PVT-23-Q

**DANGER**

**ELECTRICIAN'S BLOCKING TAG**

SWITCH HAS BEEN BLOCKED TO PROTECT MY LIFE WHILE WORKING ON THIS CIRCUIT TAG TO BE REMOVED ONLY BY ME.

Signed By \_\_\_\_\_  
Date \_\_\_\_\_

**DANGER**

**ELECTRICIAN'S BLOCKING TAG**

**DO NOT OPERATE THIS EQUIPMENT I HAVE TAKEN THE FOLLOWING STEPS BEFORE WORKING ON THIS CIRCUIT**

- 1
- 2
- 3
- 4
- 5

Signed By \_\_\_\_\_  
Date \_\_\_\_\_

PVT-30  
PVT-30-Q

**DANGER**

**DO NOT OPERATE**

Signed By \_\_\_\_\_  
Date \_\_\_\_\_

**DANGER**

**DO NOT REMOVE THIS TAG**

REMARKS

**SEE OTHER SIDE**



PVT-41

Order number of pieces required, in multiples of Standard Package Quantity.

D2

Prime items appear in **BOLD**.

### Write-On Safety Tags (continued)

Front		Back		PVT-42-Q
-------	---	------	---	----------

Front		Back		PVT-43
-------	--	------	--	--------

Front		Back		PVT-44 PVT-44-Q
-------	---	------	---	--------------------

continued on page D4.



Training Products

### Write-On Safety Tags (continued)

Lockout Devices

Padlocks, Hasps  
& Accessories

Tags, Signs  
& Labels

Tapes, Letters  
& Numbers

Related Products

Generic Order Forms

Standards

Index



PVT-57-Q



PVT-62-Q



PVT-96  
PVT-96-Q

Order number of pieces required, in multiples of Standard Package Quantity.

D4

Prime items appear in **BOLD**.

## Write-On Safety Tags (continued)



PVT-97  
PVT-97-Q



PVT-98  
PVT-98-Q



PVT-99

continued on page D6.



Training Products

### Write-On Safety Tags (continued)

Lockout Devices

Padlocks, Hasps  
& Accessories

Tags, Signs  
& Labels

Tapes, Letters  
& Numbers

Related Products

Generic Order Forms

Standards

Index

**Front**

**Back**

PVT-148-Q

**Front**

**Back**

PVT-150-Q

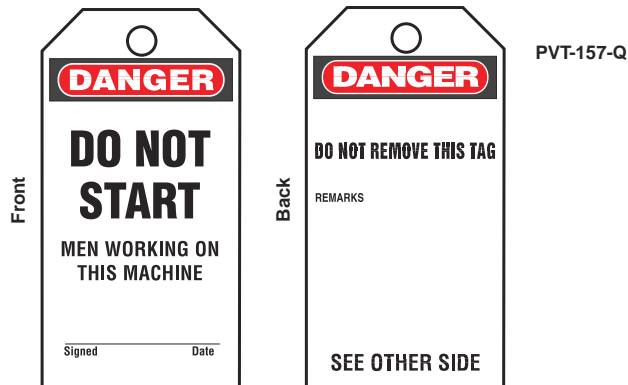
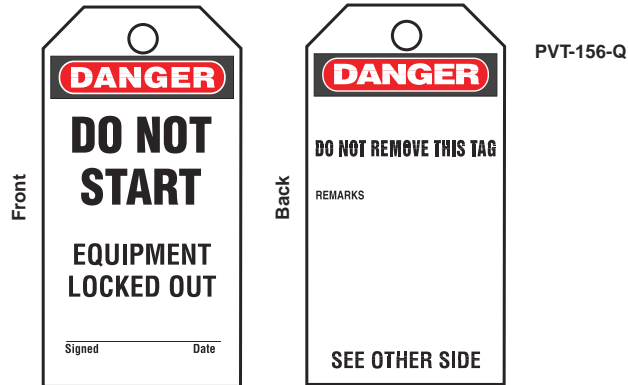
**Front**

**Back**

PVT-153-Q

Order number of pieces required, in multiples of Standard Package Quantity.  
Prime items appear in **BOLD**.

### Write-On Safety Tags (continued)



continued on page D8.



Training Products

## Write-On Safety Tags (continued)

Lockout Devices

Padlocks, Hasps & Accessories

Tags, Signs & Labels

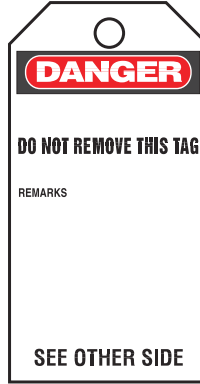
Tapes, Letters & Numbers

Related Products



Generic Order Forms

Standards

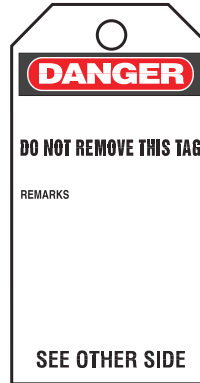

Index



PVT-158-Q



PVT-160-Q



PVT-238-Q







Order number of pieces required, in multiples of Standard Package Quantity.

D8

Prime items appear in **BOLD**.



## Bilingual Write-On Safety Tags (English/Spanish)

Front		Back		PVT-97S-Q
Front		Back		PVT-161-Q
Front		Back		PVT-165-Q

Training Products

Lockout Devices

Paddlocks, Hasps  
& Accessories

Tags, Signs  
& Labels

Tapes, Letters  
& Numbers

Related Products

Generic Order Forms

Standards

Index



Training Products

## Self-Laminating Photo Tags

Lockout Devices

Padlocks, Hasps & Accessories

- Semi-rigid plastic tags with polyester laminate to protect photos and other written data are 3.00" (76.00mm) wide and 5.75" (146.00mm) high with a .38" (9.00mm) brass grommet for greater strength and durability
- Tags have write-on surface and can be attached with a lockout device or with a *PANDUIT* PLT2S nylon tie (50 lb. loop tensile strength) supplied with each tag
- Package consists of five tags and five cable ties
- Can be clearly identified with *PANDUIT* permanent marking pens, page D14

Tags, Signs & Labels


Tapes, Letters & Numbers

Related Products

Generic Order Forms

Standards

Index



Order number of pieces required, in multiples of Standard Package Quantity.  
 Prime items appear in **BOLD**.

D10

## ISO Symbol Safety Tags

- Meets International Organization for Standardization (ISO) to communicate safety information
- Semi-rigid plastic tags are 3.00" (76.00mm) wide x 5.75" (146.00mm) high with a .38" (9.00mm) brass grommet for greater strength and durability
- Tags have write-on surface and can be attached with a lockout device or with a *PANDUIT* PLT2S nylon tie (50 lb. loop tensile strength) supplied with each tag
- Package consists of five tags and five cable ties
- Can be clearly identified with *PANDUIT* permanent marking pens, page D14



continued on page D12.




Training Products

## ISO Symbol Safety Tags (continued)

Lockout Devices

Padlocks, Hasps & Accessories

Tags, Signs & Labels



## Do-It-Yourself Tags

Tapes, Letters & Numbers

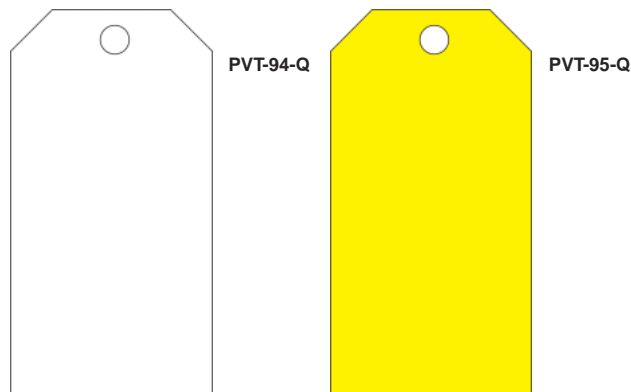
Related Products

- Semi-rigid plastic tags are 3.00" (76.00mm) wide x 5.75" (146.00mm) high with a .38" (9.00mm) brass grommet for greater strength and increased durability
- Tags can be attached with a lockout device or with a *PANDUIT* PLT2S nylon tie (50 lb. loop tensile strength) supplied with each tag
- Package consists of 25 tags and 25 cable ties
- Can be clearly identified with *PANDUIT* permanent marking pens, page D14

Generic Order Forms

Standards

Index



## Do-It-Yourself Tags



PVT-113-Q



PVT-179-Q



PVT-118-Q



Training Products

## Permanent Marking Pens

Lockout Devices



- Fast drying permanent ink
- Can be used with write-on labels and tags

Padlocks, Hasps & Accessories

Tags, Signs & Labels

Part Number	Part Description	Ink Color	Std. Pkg. Qty.	Std. Ctn. Qty.
PFX-0	Permanent marking pen, fine tip, black ink.	Black	12	144
PFX-2	Permanent marking pen, fine tip, red ink.	Red	12	144

Tapes, Letters & Numbers

Related Products

Generic Order Forms

Standards

Index

## Safety Signs



PANDUIT offers signs in three materials:

### Indoor Adhesive Vinyl (Type PVS)

- Economical, general purpose signs for use in most environments
- Very good adhesive properties when applied to a clean surface

### Indoor/Outdoor Sub-Surface Printed Adhesive Polyester (Type PPS)

- High quality signs for use indoors and outdoors
- Excellent resistance to UV light, chemical atmosphere and abrasion
- Excellent life and adhesion properties
- Printed graphics are protected by clear polyester laminate

### Indoor/Outdoor Rigid Polyethylene (Type PRS)

- Rugged signs for indoors and outdoors
- Abrasion resistant
- Used where adhesives will not work

### Size Reference Chart

Part Number	Width		Height		Signs per Card	Std. Pkg. Qty.
	In.	mm	In.	mm		
*0109*	9.00	228.60	1.50	38.10	1	5 Signs
*0202*	2.25	57.15	2.25	57.15	4	5 Cards
*0204*	4.50	114.30	2.25	57.15	2	5 Cards
*0209*	9.00	228.60	2.25	57.15	1	5 Signs
*0305*	5.00	127.00	3.50	88.90	2	5 Cards
*0503*	3.00	76.20	5.00	127.00	1	5 Signs
*0505*	5.00	127.00	5.00	127.00	1	5 Signs
*0507*	7.00	177.80	5.00	127.00	1	5 Signs
*0509*	9.00	228.60	5.00	127.00	1	5 Signs
*0514*	14.00	355.60	5.00	127.00	1	5 Signs
*0710*	10.00	254.00	7.00	177.80	1	1 Sign
*1014*	14.00	355.60	10.00	254.00	1	1 Sign
*1209*	9.00	228.60	12.00	304.80	1	1 Sign
*1420*	20.00	508.00	14.00	355.60	1	1 Sign

\*Denotes the part number's prefix and suffix.  
See pages D16 – D24 for available signs.



Training Products

## Lockout/Tagout Safety Signs

See page D15 for information on part number sizes and materials.

Lockout Devices



PVS0710C180Y



PVS0204C176Y

Padlocks, Hasps & Accessories

Tags, Signs & Labels



PVS0204C171Y



PVS0204C177Y

Tapes, Letters & Numbers

Related Products



PVS0204W172Y



PVS0204C179Y

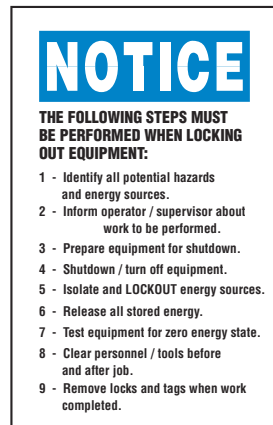
Generic Order Forms

Standards

Index



PVS0710C173Y

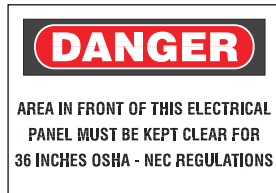


PVS0503N458Y

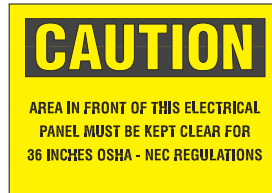


## Electrical Hazard Safety Signs

See page D15 for information on part number sizes and materials.



PPS0710D66



PPS0710C141



PRS0710D68



PPS0710B364  
PRS0710B364  
PRS1014B364  
PVS0509B364Y  
PVS0710B364Y



PPS0514B363



PRS1014D71



PPS0710N203



PPS0710D70  
PRS1014D70

continued on page D18.



Training Products

### Electrical Hazard Safety Signs (continued)

See page D15 for information on part number sizes and materials.

Lockout Devices

Padlocks, Hasps & Accessories

Tags, Signs & Labels

Tapes, Letters & Numbers

Related Products

Generic Order Forms

Standards

Index



PPS0710D77



PPS0710D72  
PRS0710D72  
PRS1014D72  
PVS0109D72Y  
PVS0204D72Y  
PVS0710D72Y



PPS1007D72SE



PRS1014D79



PPS0305D73  
PPS0710D73  
PPS1014D73  
PRS1014D73



PPS0305D75  
PPS0710D75  
PRS1420D75



Training Products

Lockout Devices

Padlocks, Hasps  
& Accessories

Tags, Signs  
& Labels

Tapes, Letters  
& Numbers

Related Products

Generic Order Forms

Standards

Index

## Electrical Hazard Safety Signs (continued)

See page D15 for information on part number sizes and materials.



PRS0910D453



PPS0710D28

## Short Circuit Hazard Signs

See page D15 for information on part number sizes and materials.



PPS0305W2200  
PPS0507W2200

- Aids in compliance with UL508A requirement, see page H12 for more information



Training Products

## Machine and Operational Safety Signs

See page D15 for information on part number sizes and materials.

Lockout Devices



PPS0710D24



PPS0710N191

Padlocks, Hasps & Accessories



PPS0202B493



PVS0204D100Y

Tapes, Letters & Numbers

Related Products



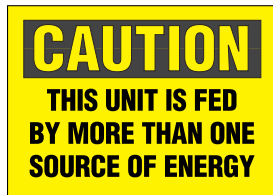
PVS0204C178Y



PPS0710D101

Generic Order Forms

Standards



PVS0305C174Y  
PVS0505C174Y  
PPS0305C174



PPS0710D77

Index

Order number of pieces required, in multiples of Standard Package Quantity.  
Prime items appear in **BOLD**.

## Photoluminescent Safety Signs

See page D15 for information on part number sizes and materials.

- Use to mark egress routes, fire alarms and fire equipment that is clearly visible for up to ten hours after power is lost
- Absorbs energy from ambient light and releases this energy in the form of a glow when power is lost
- *PANDUIT* Photoluminescent Signs meet or exceed the following safety standard specification for photoluminescent safety markings including: ASTM E 2072-00, ASTM E 2073-00, ASTM E 2030-99, DIN67510-1, IMO Resolution A.752.18, ISO/CD 15370, DIN 67510, UL924, ASTM 162, ASTM 648, ASTM 662, MIL-L-3891 B, NFPA 101 Life Safety Code, OSHA 1910.137



PPS0710G001  
PPS1014G002



PPS0710G020



PPS1209G010



PPS1209G011



PPS1209G012

See page E2 for information on Photoluminescent Tapes.



Training Products

## Arc Flash Hazard Signs

Lockout Devices

Padlocks, Hasps & Accessories

Tags, Signs & Labels

Tapes, Letters & Numbers

Related Products

Generic Order Forms

Standards


Index

- Aids in compliance with Article 110.16 of the National Electric Code, see page H12 for more information
- Provides employees with the highest degree of safety through proper identification and communication
- Large WARNING header, universal hazard symbols and clear, concise, hazard description
- Clearly visible and recognizable hazard information to communicate arc flash hazards present
- Multiple sizes to choose from for specific applications
- Labels are constructed of durable polyester (PPS) designed to withstand UV exposure, outdoor use, water, abrasion or vinyl material (PVS) that accepts handwritten hazard information by using *PANDUIT* permanent black marking pens, page D14

## Pre-Printed Signs



Standard/Required




Detailed/Recommended

Part Number	Part Description	Std. Pkg. Qty.	Std. Ctn. Qty.
<b>Standard/Required</b>			
<b>PPS0204W2100</b>	4.50" x 2.25" (114.30mm x 57.15mm), black/orange, adhesive polyester sign, "WARNING. Potential Arc Flash Hazard", 2 labels per card.	5	100
<b>PPS0305W2100</b>	3.50" x 5.00" (88.90mm x 127.00mm), black/orange, adhesive polyester sign, "WARNING. Potential Arc Flash Hazard".	5	50
<b>PPS0507W2100</b>	5.00" x 7.00" (127.00mm x 177.80mm), black/orange, adhesive polyester sign, "WARNING. Potential Arc Flash Hazard".	5	50
<b>Detailed/Recommended</b>			
<b>PVS0305W2101Y</b>	3.50" x 5.00" (88.90mm x 127.00mm), black and orange/white, adhesive vinyl sign, "WARNING. Potential Arc Flash Hazard" with detailed write-on area.	5	50
<b>PVS0507W2101Y</b>	5.00" x 7.00" (127.00mm x 177.80mm), black and orange/white, adhesive vinyl sign, "WARNING. Potential Arc Flash Hazard" with detailed write-on area.	5	50

Order number of pieces required, in multiples of Standard Package Quantity.

## Tapes, Letters, and Numbers


### Hazard Tape



- Self-adhesive striped warning/hazard tape  
Color coded for quick identification
- Can be used in place of paint
- Durable vinyl continuous tape for indoor use

Part Number	Color	Height (In.)	Length (ft)	Std. Pkg. Qty.	Std. Ctn. Qty.
HT2S-BLK-YEL	Black/Yellow	2.00	54.0	1	12
HT2S-RED-WHT	Red/White	2.00	54.0	1	12
HT3S-BLK-YEL	Black/Yellow	3.00	54.0	1	10
HT3S-RED-WHT	Red/White	3.00	54.0	1	10

### Solid Color Adhesive Warning Tape



- Used to identify hazards, traffic lanes, etc.
- Installs faster and lasts longer than paint
- Durable vinyl continuous tape for indoor use

Part Number	Color	Width (In.)	Length (ft)	Std. Pkg. Qty.	Std. Ctn. Qty.
HT2-BLU	Blue	2.00	180.0	1	5
HT2-GRN	Green	2.00	180.0	1	5
HT2-ORN	Orange	2.00	180.0	1	5
HT2-RED	Red	2.00	180.0	1	5
HT2-YEL	Yellow	2.00	180.0	1	5
HT2-WHT	White	2.00	180.0	1	5



Training Products


## Photoluminescent Tapes

Lockout Devices



Normal Lighting

Padlocks, Hasps & Accessories



Blackout

Tags, Signs & Labels

- Use to mark egress routes, fire alarms, and fire equipment that is clearly visible for up to ten hours after power is lost
- Absorbs energy from ambient light and releases this energy in the form of a glow when power is lost
- *PANDUIT* photoluminescent tapes meet or exceed the following safety standard specification for photoluminescent safety markings including: ASTM E 2072-00, ASTM E 2073-00, ASTM E 2030-99, DIN67510-1, IMO Resolution A.752.18, ISO/CD 15370, DIN 67510, UL924, ASTM 162, ASTM 648, ASTM 662, MIL-L-3891 B, NFPA 101 Life Safety Code, OSHA 1910.137

Tapes, Letters & Numbers



PT2S-ARW



PT2S-BLK



PT2S-RED

Related Products

### Pre-Printed

Part Number	Legend	Width (In.)	Length (ft)	Std. Pkg. Qty.	Std. Ctn. Qty.
<b>PT2S-ARW</b>	Black Arrow	2.00	30.0	1	4
<b>PT2S-BLK</b>	Black Stripe	2.00	30.0	1	4
<b>PT2S-RED</b>	Red Stripe	2.00	30.0	1	4

Generic Order Forms

### Blank

<b>T200X000Y2T</b>	Blank	2.00	15.0	1	4
<b>T400X000Y2T</b>	Blank	4.00	15.0	1	4

See page D21 for information on Photoluminescent Signs.

Standards

Index



## Underground Hazard Tape



- Used to warn of buried utility lines
- HTDU\* parts are made of detectable laminated aluminum tape
- HTU\* parts are made of polyethylene tape

Part Number	Legend	Color (Legend/Background)	Height (In.)	Length (ft)	Std. Pkg. Qty.
<b>Laminated Detectable Aluminum</b>					
HTDU2B-W	CAUTION WATER LINE BURIED BELOW	Black/Blue	2.00	1000.0	1
HTDU2O-FO	CAUTION FIBER OPTIC CABLE BURIED BELOW	Black/Orange	2.00	1000.0	1
HTDU2O-T	CAUTION TELEPHONE LINE BURIED BELOW	Black/Orange	2.00	1000.0	1
HTDU2R-E	CAUTION ELECTRIC LINE BURIED BELOW	Black/Red	2.00	1000.0	1
HTDU3O-FO	CAUTION FIBER OPTIC CABLE BURIED BELOW	Black/Orange	3.00	1000.0	1
HTDU3O-T	CAUTION TELEPHONE LINE BURIED BELOW	Black/Orange	3.00	1000.0	1
HTDU3R-E	CAUTION ELECTRIC LINE BURIED BELOW	Black/Red	3.00	1000.0	1
HTDU6O-FO	CAUTION FIBER OPTIC CABLE BURIED BELOW	Black/Orange	6.00	1000.0	1
HTDU6O-T	CAUTION TELEPHONE LINE BURIED BELOW	Black/Orange	6.00	1000.0	1
HTDU6R-E	CAUTION ELECTRIC LINE BURIED BELOW	Black/Red	6.00	1000.0	1

continued on page E4.



Training Products

## Underground Hazard Tape (continued)

Lockout Devices



Padlocks, Hasps  
& Accessories

Part Number	Legend	Color (Legend/ Background)	Height (In.)	Length (ft)	Std. Pkg. Qty.
<b>Polyethylene</b>					
HTU3G-T-M	CAUTION CABLE TELEPHONE LINE BURIED BELOW	Black/Green	3.00	1000.0	1
HTU3O-FO-M	CAUTION BURIED FIBER OPTIC CABLE	Black/Orange	3.00	1000.0	1
HTU3O-T-M	CAUTION TELEPHONE LINE BURIED BELOW	Black/Orange	3.00	1000.0	1
HTU3R-E-M	CAUTION ELECTRIC LINE BURIED BELOW	Black/Red	3.00	1000.0	1
HTU3Y-E-M	CAUTION ELECTRIC LINE BURIED BELOW	Black/Yellow	3.00	1000.0	1
HTU6O-TV	CAUTION CABLE TV LINE BURIED BELOW	Black/Orange	6.00	1000.0	1
HTU6R-E	CAUTION ELECTRIC LINE BURIED BELOW	Black/Red	6.00	1000.0	1
HTU6O-FO	CAUTION BURIED FIBER OPTIC CABLE	Black/Orange	6.00	1000.0	1
HTU6O-T	CAUTION TELEPHONE LINE BURIED BELOW	Black/Orange	6.00	1000.0	1
HTU6Y-E	CAUTION ELECTRIC LINE BURIED BELOW	Black/Yellow	6.00	1000.0	1
HTU6Y-G	CAUTION GAS LINE BURIED BELOW	Black/Yellow	6.00	1000.0	1

Tags, Signs  
& Labels

Tapes, Letters  
& Numbers

Related Products

Generic Order Forms

Standards

Index

Order number of pieces required, in multiples of Standard Package Quantity.  
Prime items appear in **BOLD**.

## Barricade Tapes



- Used to warn of temporary hazards
- Attaches easily to posts, walls, etc.
- Highly visible 2.00" (51.00mm) black legends on yellow background
- Made of non-adhesive polyethylene film

Part Number	Legend	Color (Legend/Background)	Height (In.)	Length (ft)	Std. Pkg. Qty.
HTB3-C-M	CAUTION	Black/Yellow	3.00	1000.0	1
HTB3-DNE-M	CAUTION DO NOT ENTER	Black/Yellow	3.00	1000.0	1
HTB3-HV-M	CAUTION HIGH VOLTAGE	Black/Yellow	3.00	1000.0	1

## Vinyl Letters and Numbers



- Identify shelving, cable tray, racks, etc.
- Vinyl material designed for indoor and outdoor marking

Part Number	Legend	Legend Height (In.)	Color (Legend/Background)	Markers Per Page	Std. Pkg. Qty.
PVL100BY-0-Y	0	1.00	Black/Yellow	10	25 Pages
PVL100BY-1-Y thru PVL100BY-9-Y	1 thru 9				25 Pages
PVL100BY-A-Y thru PVL100BY-Z-Y	A thru Z				25 Pages
PVL100BY-DSH-Y	–				25 Pages
PVL200BY-0-Y	0				2.00
PVL200BY-1-Y thru PVL200BY-9-Y	1 thru 9	25 Pages			
PVL200BY-A-Y thru PVL200BY-Z-Y	A thru Z	25 Pages			
PVL200BY-DSH-Y	–	25 Pages			



Training Products

Lockout Devices



- Identify shelving, cable tray, racks, etc.
- Vinyl cloth material designed for indoor and outdoor marking

## Vinyl Cloth Letters and Numbers

	Part Number	Legend	Legend Height (In.)	Color (Legend/Background)	Markers Per Card	Std. Pkg. Qty.
Padlocks, Hasps & Accessories	<b>PCL037-0</b>	0	.38	Black/Yellow	78	25 Cards
	<b>PCL037-1 thru PCL037-9</b>	1 thru 9				25 Cards
	<b>PCL037-0-9</b>	0 thru 9				25 Cards
	<b>PCL037-A-Z</b>	A thru Z				25 Cards
Tags, Signs & Labels	<b>PCL037-A thru PCL037-Z</b>	A thru Z	.38	Black/Yellow	78	25 Cards
	<b>PCLCP037-A-Z</b>	A thru Z				1 Card Each Legend
	<b>PCLCP037-0-9</b>	1 thru 5 6 thru 0				1 Card Each Legend
	<b>PCL062-0</b>	0				25 Cards
Tapes, Letters & Numbers	<b>PCL062-A-Z</b>	A thru Z	.63	Black/Yellow	32	25 Cards
	<b>PCL062-1 thru PCL062-9</b>	1 thru 9				25 Cards
	<b>PCL062-A thru PCL062-Z</b>	A thru Z				25 Cards
	<b>PCL062-A-Z</b>	A thru Z				25 Cards
	<b>PCL062-DSH</b>	-				25 Cards
	<b>PCLCP062-0-9</b>	1 thru 5 6 thru 0				1 Card Each Legend
	<b>PCLCP062-A-Z</b>	A thru Z				1 Card Each Legend
	<b>PCL100-0</b>	0				1.00
<b>PCL100-1 thru PCL100-9</b>	1 thru 9	25 Cards				
<b>PCL100-0-9</b>	0 thru 9	25 Cards				
<b>PCL100-A thru PCL100-Z</b>	A thru Z	25 Cards				
Related Products	<b>PCL062-1 thru PCL062-9</b>	1 thru 9	.63	Black/Yellow	32	25 Cards
	<b>PCL062-A thru PCL062-Z</b>	A thru Z				25 Cards
	<b>PCL062-A-Z</b>	A thru Z				25 Cards
	<b>PCL062-DSH</b>	-				25 Cards
Generic Order Forms	<b>PCLCP062-0-9</b>	1 thru 5 6 thru 0	.63	Black/Yellow	32	1 Card Each Legend
	<b>PCLCP062-A-Z</b>	A thru Z				1 Card Each Legend
	<b>PCL100-0</b>	0				25 Cards
Standards	<b>PCL100-1 thru PCL100-9</b>	1 thru 9	1.00	Black/Yellow	10	25 Cards
	<b>PCL100-0-9</b>	0 thru 9				25 Cards
	<b>PCL100-A thru PCL100-Z</b>	A thru Z				25 Cards

Index

Order number of pieces required, in multiples of Standard Package Quantity.



Training Products

Lockout Devices

Paddlocks, Hasps  
& Accessories

Tags, Signs  
& Labels

Tapes, Letters  
& Numbers

Related Products

Generic Order Forms

Standards

Index

## Vinyl Cloth Letters and Numbers (continued)



Part Number	Legend	Legend Height (In.)	Color (Legend/ Background)	Markers Per Card	Std. Pkg. Qty.			
PCL100-A-J	A thru J	1.00	Black/Yellow	10	25 Cards			
PCL100-K-T	K thru T				25 Cards			
PCL100-U-Z	U thru Z				25 Cards			
PCL100-DSH	–				25 Cards			
PCLCP100-0-9	1 thru 5 6 thru 0				1 Card Each Legend			
PCLCP100-A-Z	A thru Z				1 Card Each Legend			
PCL200-0	0	2.00	Black/Yellow	10	25 Cards			
PCL200-1 thru PCL200-9	1 thru 9				25 Cards			
PCL200-0-9	0 thru 9				25 Cards			
PCL200-A thru PCL200-Z	A thru Z				25 Cards			
PCL200-A-J	A thru J				25 Cards			
PCL200-K-T	K thru T				25 Cards			
PCL200-U-Z	U thru Z				25 Cards			
PCL200-DSH	–				25 Cards			
PCLCP200-0-9	1 thru 5 6 thru 0				1 Card Each Legend			
PCLCP200-A-Z	A thru Z				1 Card Each Legend			
PCL300-0	0				3.00	Black/Yellow	6	25 Cards
PCL300-1 thru PCL300-9	1 thru 9							25 Cards
PCL300-A thru PCL300-Z	A thru Z	25 Cards						
PCL300-DSH	–	25 Cards						
PCLCP300-0-9	1 thru 5 6 thru 0	1 Card Each Legend						
PCLCP300-A-Z	A thru Z	1 Card Each Legend						

For service and technical support, call 800-777-3300 or visit [www.panduit.com](http://www.panduit.com).



Training Products

## Reflective Letters and Numbers

Lockout Devices



- Highly reflective for visibility at night or in dark places
- Reflective vinyl material designed for indoor and outdoor marking

Part Number	Legend	Legend Height (In.)	Color (Legend/Background)	Markers Per Pkg.	Std. Pkg. Qty.
PRL100BY-0 thru PRL100BY-9	0 thru 9	1.00	Black/Yellow	25	1 Pkg.
PRL100BY-A thru PRL100BY-Z	A thru Z				
PRL100BY-DSH	–				
PRL100BY-BLNK	BLANK				
PRL100BY-18KIT	0 thru 9, A thru D, L, P, R, S			900	
PRL100BY-36KIT	0 thru 9, D, L, P, R, S, –, Blank	950			
PRL150YB-0 thru PRL150YB-9	0 thru 9	1.50	Yellow/Black	25	1 Pkg.
PRL150YB-A thru PRL150YB-Z	A thru Z				
PRL150YB-DSH	–				
PRL250YB-0 thru PRL250YB-9	0 thru 9	2.50	Yellow/Black	25	1 Pkg.
PRL250YB-A thru PRL250YB-Z	A thru Z				
PRL250YB-DSH	–				

Standards

Index

Order number of pieces required, in multiples of Standard Package Quantity.

## Related Products

Reference SA-ELCB03 for ordering information.

### PANTHER™ LS8E Hand-Held Thermal Transfer Printer and Accessories



LS8E

- Cut-to-length functionality eliminates label waste and label trimming labor
- Partial cut feature available to provide tear-apart strips of labels
- Label cassette contains integrated memory device for automatic formatting, recall of last legend used and number of labels remaining in cassette
- USB interface for importing data, system upgrades and printing from a wireless laptop or desktop computer



LS8E-KIT

- Fast loading label cassette includes both label material and ribbon to make changing labels easy
- Prints self-laminating labels, heat shrink tubing, die-cut component labels and continuous tape
- Large graphic display with backlight for improved visibility

### TDP43M Thermal Transfer Desktop Printer



TDP43M

- Compact lightweight design enables use in office or remote locations
- 300 dpi thermal transfer printer creates crisp, clear legends with superior legibility
- Up to 2.00" per second print speed for fast label production
- Use to print a wide variety of self-laminating labels, component labels, non-laminated labels, heat shrink labels, marker plates and continuous tapes up to 4.00" wide
- EASY-MARK™ Labeling Software and hybrid ribbon included with printer



Training Products

## EASY-MARK™ Labeling Software

Lockout Devices



PROG-EMCD3

- *EASY-MARK™* Labeling Software simplifies label creation for the specific needs of your applications
- Instructions and user interface are available in English, French, German, Italian, Spanish, Korean, Chinese and Portuguese
- Intuitive interview process allows automatic generation of compliant labels and signs
- Software selects and formats the optimum label for your specific project
- **WYSIWYG** (What You See Is What You Get) user interface, alpha/numeric serialization, data import, symbol import
- *EASY-MARK™* Labeling Software is part of a complete line of innovative identification solutions from *PANDUIT*

Padlocks, Hasps & Accessories

Tags, Signs & Labels

Tapes, Letters & Numbers

## CAD-CONNECT™ Labeling Software

Related Products



PROG-CCCD

- Generates labels quickly and easily directly from an electronic CAD file
- Eliminates steps and time spent manually copying CAD identifiers into labeling software
- Program combines the power of an innovative wizard interview and *EASY-MARK™* Labeling Software to capture and organize identifiers from electronic CAD files to automatically create and print labels
- Compatible with AutoCAD\* 2000i and Visio^ 2002 or newer versions of CAD
- Exports to alternative formats such as EXCEL^ (XLS) or Text (CSV) files for future use and documentation

Generic Order Forms

Standards

Index

\*AutoCAD is a registered trademark of Autodesk, Inc.  
 ^Visio and EXCEL are registered trademarks of Microsoft Corp. in the United States and/or other countries.




## Self-Laminating Labels



- Labels offer crisp, clear legends with superior legibility
- Include a colored print-on area and clear overlamine to protect the legend for clear and durable identification
- Labels are available in a large range of wire/cable sizes

## Non-Laminated Labels



- Labels offer crisp, clear legends with superior legibility
- Use as a wrap around label or flag style marker for wire/cable labeling
- Labels are available in a large range of wire/cable sizes

## Heat Shrink Labels



- Labels offer crisp, clear legends with superior legibility
- Meets UL Standard 224 for flammability and meets print performance requirements of MIL-M-81531
- Shrink ratio 3:1

## Component Labels



- Labels offer crisp, clear legends with superior legibility
- Multiple-purpose and high-temperature labels for identifying flat surfaces such as components, control panels, circuit boards and general labeling

## Continuous Tapes



- Tapes offer crisp, clear legends with superior legibility
- Print custom pipe markers, voltage markers, signs and bin marker labels on demand
- Available in a variety of colors, widths and materials including continuous polyester and vinyl



Training Products

## Thermal Transfer Marker Plates

Lockout Devices



- Marker plates offer crisp, clear legends with superior legibility
- Print custom marker plates on demand with a thermal transfer printer
- Attachable in a horizontal or vertical orientation
- Available in a variety of colors and sizes

Padlocks, Hasps & Accessories

## Marker Books

Tags, Signs & Labels




- Convenient, pocket-sized book
- Markers are perforated and can be torn in half to mark both ends of conductors
- Terminal block markers are included to properly identify connectors
- 10 pages of markers per book

Tapes, Letters & Numbers

## Pre-Printed Marker Tape Dispenser

Related Products



- Flexible polyester marker tape conforms tightly to wires/cables
- Dispenser allows marker tape to be cut to the exact length required for marking any size wire/cable
- Durable plastic dispenser can be attached to toolbelt for industrial use

Generic Order Forms

## Self-Laminating Wire Marker Dispenser

Standards



- Self-laminating labels are provided in handy dispenser which protects markers when not in use
- Clear section of marker overlaminates and protects write-on legend
- Quick, easy to use for smaller installations and maintenance

Index

### PANDUIT Corp. Generic Lock Order Form

One Form per Generic Lock Option

**Fax orders to PANDUIT Corp., Attn: Customer Service (708) 570-3570**

**Generic Locks are Non-Returnable**

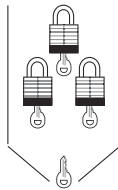
Date: _____	PANDUIT Sales Rep: _____
From: _____	Distributor: _____
Telephone #: _____	_____
End User: _____	_____
_____	Distributor Contact: _____
Telephone#/Fax#: _____	Telephone#/Fax#: _____
Account #: _____	Account #: _____

#### Generic Padlock Options

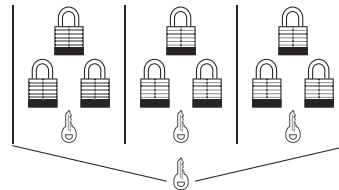
KEYED ALIKE



INDIVIDUALLY KEYED  
AND MASTER KEYED



KEYED ALIKE AND MASTER KEYED



Generic Order Forms



Generic Lock Part Number	Description	Qty Min. 12 / Lock Series	Notes (Colors, Key Numbers, Set Description)
<b>PSL-3 Laminated Steel Padlocks: (Select from red, yellow, blue, black, green or white bumper colors)</b>			
GPSL-3KA	Keyed Alike Padlock – 3/4" Shackle		
GPSL-3LSKA	Keyed Alike Padlock – 2" Shackle		
GPSL-3MK	Master Keyed Padlock – 3/4" Shackle		
GPSL-3LSMK	Master Keyed Padlock – 2" Shackle		
GPSL-3MKEY	Master Key for a PSL-3 Master Keyed Padlock		
GPSL-3KAMK	Keyed Alike and Master Keyed Padlock – 3/4" Shackle		
GPSL-3LSKAMK	Keyed Alike and Master Keyed Padlock – 2" Shackle		
<b>PSL-4 Safety Lockout Padlocks: (Select from red, yellow, blue, black, green, orange or teal body colors)</b>			
GPSL-4KA	Keyed Alike Padlock		
GPSL-4LBKA	Keyed Alike Padlock – Long Body		
GPSL-4MK	Master Keyed Padlock		
GPSL-4LBMK	Master Keyed Padlock – Long Body		
GPSL-4MKEY	Master Key for a PSL-4 Master Keyed Padlock		
GPSL-4KAMK	Keyed Alike and Master Keyed Padlock		
GPSL-4LBKAMK	Keyed Alike and Master Keyed Padlock – Long Body		
<b>PSL-11 Coated Aluminum Padlocks: (Select from red, yellow, blue, black, green or orange body colors)</b>			
GPSL-11KA	Keyed Alike Padlock – 1" Shackle		
GPSL-11LKSA	Keyed Alike Padlock – 3" Shackle		
GPSL-11MK	Master Keyed Padlock – 1" Shackle		
GPSL-11LSMK	Master Keyed Padlock – 3" Shackle		
GPSL-11MKEY	Master Key for a PSL-11 Master Keyed Padlock		
GPSL-11KAMK	Keyed Alike and Master Keyed Padlock – 1" Shackle		
GPSL-11-LSKAMK	Keyed Alike and Master Keyed Padlock – 3" Shackle		

For Pricing and Lead Time Information, Contact Customer Service at 800-777-3300

Index	Standards	Generic Order Forms	Related Products	Tapes, Letters & Numbers	Tags, Signs & Labels	Padlocks, Hasps & Accessories	Lockout Devices	Training Products
-------	-----------	---------------------	------------------	--------------------------	----------------------	-------------------------------	-----------------	-------------------



## PANDUIT Corp. Generic PVT Vinyl Tag Order Form




One Form per Generic Tag Option

**Fax orders to PANDUIT Corp., Attn: Customer Service (708) 570-3570**

**Generic Tags are Non-Returnable**

Date: \_\_\_\_\_ *PANDUIT* Sales Rep: \_\_\_\_\_  
 From: \_\_\_\_\_ Distributor: \_\_\_\_\_  
 Telephone #: \_\_\_\_\_  
 End User: \_\_\_\_\_  
 \_\_\_\_\_  
 \_\_\_\_\_  
 Telephone#/Fax#: \_\_\_\_\_ Distributor Contact: \_\_\_\_\_  
 Account #: \_\_\_\_\_ Telephone#/Fax#: \_\_\_\_\_  
 Account #: \_\_\_\_\_

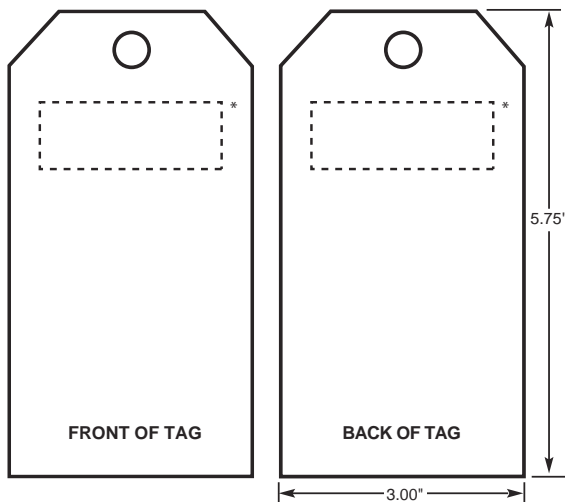
### Select the Generic Vinyl Tag Part Number and Quantity:

Number of Sides Printed	 <b>DANGER</b>	 <b>CAUTION</b>	 <b>NOTICE</b>	"No Header"	"No Header"	"No Header"	"No Header"
	Black on White	Black on Yellow	Black on White	Black on White	Black on Yellow	Black on Red	Black on Green
1	GPVT-RBW1	GPVT-BY1	GPVT-BBW1	GPVT-W1-1	GPVT-Y1-1	GPVT-R1-1	GPVT-G1-1
2	GPVT-RBW2	GPVT-BY2	GPVT-BBW2	GPVT-W1-2	GPVT-Y1-2	GPVT-R1-2	GPVT-G1-2



Quantity In Packs (min. of 4 packs, 25 tags and ties / pack): Part Number: \_\_\_\_\_

Use this space to create a rough sketch of your tag.  
Please indicate colors and legend. Please print.  
Attach an additional page or customer sketch if needed.



**Check Applicable Order Requirements:**

- Pictogram** (type \_\_\_\_\_)  
**Logo Required** (camera ready artwork must accompany the order form)
- Character Height** (legend will be formatted to fit the size of the tag unless otherwise specified)
- Logo Required** \_\_\_\_\_  
(PANDUIT reserves the right to assign artwork approval when necessary)

\*Normal position of header. Hole size = .375" with grommet.  
One PANDUIT tie is included per tag.

For Pricing and Lead Time Information, Contact Customer Service at 800-777-3300

Index	Standards	Generic Order Forms	Related Products	Tapes, Letters & Numbers	Tags, Signs & Labels	Paddocks, Hasps & Accessories	Lockout Devices	Training Products
-------	-----------	---------------------	------------------	--------------------------	----------------------	-------------------------------	-----------------	-------------------



®

## PANDUIT Corp. Generic Adhesive PPS Safety Sign Order Form

One Form per Generic Sign Option

**Fax orders to PANDUIT Corp., Attn: Customer Service (708) 570-3570**

**Generic Signs are Non-Returnable**

Date: \_\_\_\_\_ PANDUIT Sales Rep: \_\_\_\_\_  
 From: \_\_\_\_\_ Distributor: \_\_\_\_\_  
 Telephone #: \_\_\_\_\_  
 End User: \_\_\_\_\_  
 \_\_\_\_\_  
 \_\_\_\_\_ Distributor Contact: \_\_\_\_\_  
 Telephone#/Fax#: \_\_\_\_\_ Telephone#/Fax#: \_\_\_\_\_  
 Account #: \_\_\_\_\_ Account #: \_\_\_\_\_

### Generic PPS Sign Options

Select the Generic Polyester Sign Part Number and Quantity

Size	<b>⚠ DANGER</b> Black on White	<b>⚠ CAUTION</b> Black on Yellow	<b>NOTICE</b> Black on White	<b>SAFETY FIRST</b> Black on White	<b>⚠ WARNING</b> Black on Orange	"No Header" Black on Orange	"No Header" Black on White	"No Header" Black on Yellow	"No Header" Red on White
3" x 5"	GPPS0305D	GPPS0305C	GPPS0305N	GPPS0305SF	GPPS0305W	GPPS0305B-BO	GPPS0305B-BW	GPPS0305B-BY	GPPS0305B-RW
7" x 10"	GPPS0710D	GPPS0710C	GPPS0710N	GPPS0710SF	GPPS0710W	GPPS0710B-BO	GPPS0710B-BW	GPPS0710B-BY	GPPS0710B-RW
10" x 14"	GPPS1014D	GPPS1014C	GPPS1014N	GPPS1014SF	GPPS1014W	GPPS1014B-BO	GPPS1014B-BW	GPPS1014B-BY	GPPS1014B-RW



Quantity Per Legend Per Size (Minimum of 10): \_\_\_\_\_ Part Number: \_\_\_\_\_

**Print Legend in the Format Required:**  
Include Logos and/or Pictograms



Check Applicable Order Requirements

- \_\_\_\_\_ Pictogram (type \_\_\_\_\_)
- \_\_\_\_\_ Logo Required (camera ready artwork must accompany order form)
- \_\_\_\_\_ Character Height (legend will be formatted to fit the size of the sign unless otherwise specified): \_\_\_\_\_

**ARTWORK APPROVAL** (*PANDUIT* reserves the right to assign artwork approval when necessary)

**Notes:** \_\_\_\_\_  
\_\_\_\_\_  
\_\_\_\_\_

**For Pricing and Lead Time Information, Contact Customer Service at 800-777-3300**

Standards	Generic Order Forms	Related Products	Tapes, Letters & Numbers	Tags, Signs & Labels	Padlocks, Hasps & Accessories	Lockout Devices	Training Products
-----------	---------------------	------------------	-----------------------------	-------------------------	----------------------------------	-----------------	-------------------





## PANDUIT Corp. Generic Semi-Rigid PRS Safety Sign Order Form

One Form per Generic Sign Option

**Fax orders to PANDUIT Corp., Attn: Customer Service (708) 570-3570**

**Generic Signs are Non-Returnable**

Date: \_\_\_\_\_ PANDUIT Sales Rep: \_\_\_\_\_  
 From: \_\_\_\_\_ Distributor: \_\_\_\_\_  
 Telephone #: \_\_\_\_\_  
 End User: \_\_\_\_\_  
 \_\_\_\_\_  
 \_\_\_\_\_ Distributor Contact: \_\_\_\_\_  
 Telephone#/Fax#: \_\_\_\_\_ Telephone#/Fax#: \_\_\_\_\_  
 Account #: \_\_\_\_\_ Account #: \_\_\_\_\_

### Generic PRS Sign Options

Select the Generic Semi-Rigid GMPE1 Polyethylene Sign Part Number and Quantity

Size	<b>DANGER</b> Black on White	<b>CAUTION</b> Black on Yellow	<b>NOTICE</b> Black on White	<b>SAFETY FIRST</b> Black on White	<b>WARNING</b> Black on Orange	"No Header" Black on Orange	"No Header" Black on White	"No Header" Black on Yellow	"No Header" Red on White
7" x 10"	GPRS0710D	GPRS0710C	GPRS0710N	GPRS0710SF	GPRS0710W	GPRS0710B-BO	GPRS0710B-BW	GPRS0710B-BY	GPRS0710B-RW
10" x 14"	GPRS1014D	GPRS1014C	GPRS1014N	GPRS1014SF	GPRS1014W	GPRS1014B-BO	GPRS1014B-BW	GPRS1014B-BY	GPRS1014B-RW
14" x 20"	GPRS1420D	GPRS1420C	GPRS1420N	GPRS1420SF	GPRS1420W	GPRS1420B-BO	GPRS1420B-BW	GPRS1420B-BY	GPRS1420B-RW



Quantity Per Legend Per Size (Minimum of 10): \_\_\_\_\_ Part Number: \_\_\_\_\_

**Print Legend in the Format Required:**  
Include Logos and/or Pictograms



Each sign will have (1) .1875" hole in each corner and .375" radius corners.

Check Applicable Order Requirements

- \_\_\_\_\_ Pictogram (type \_\_\_\_\_)
- \_\_\_\_\_ Logo Required (camera ready artwork must accompany order form)
- \_\_\_\_\_ Character Height (legend will be formatted to fit the size of the sign unless otherwise specified):

**ARTWORK APPROVAL** (*PANDUIT* reserves the right to assign artwork approval when necessary)

Notes: \_\_\_\_\_  
\_\_\_\_\_  
\_\_\_\_\_

For Pricing and Lead Time Information, Contact Customer Service at 800-777-3300

Index	Standards	Generic Order Forms	Related Products	Tapes, Letters & Numbers	Tags, Signs & Labels	Paddocks, Hasps & Accessories	Lockout Devices	Training Products
-------	-----------	---------------------	------------------	--------------------------	----------------------	-------------------------------	-----------------	-------------------



®

### PANDUIT Corp. Generic Conduit and Voltage Marker Order Form

One Form per Generic Marker Option

**Fax orders to PANDUIT Corp., Attn: Customer Service (708) 570-3570**

**Generic Markers are Non-Returnable**

Date: \_\_\_\_\_ PANDUIT Sales Rep: \_\_\_\_\_  
 From: \_\_\_\_\_ Distributor: \_\_\_\_\_  
 Telephone #: \_\_\_\_\_  
 End User: \_\_\_\_\_  
 \_\_\_\_\_  
 \_\_\_\_\_  
 Telephone#/Fax#: \_\_\_\_\_ Distributor Contact: \_\_\_\_\_  
 Account #: \_\_\_\_\_ Telephone#/Fax#: \_\_\_\_\_  
 Account #: \_\_\_\_\_

#### Generic Conduit and Voltage Marker Options

**Pressure Sensitive Adhesive GMV1 Vinyl  
Conduit and Voltage Markers**

#### LEGEND

**STYLE A**  
 Marker size: 2.25" x 9"  
 1 marker per card  
 Character height: 1.75"

LEGEND	LEGEND
LEGEND	LEGEND

**STYLE B**  
 Marker size: 1.125" x 4.5"  
 1 marker per card  
 Character height: .75"

**Semi-Rigid Snap-On GMPET Polyester  
Conduit and Voltage Markers**





**STYLE C**

Marker size: .50" x 2.25" - 18 markers per card  
Legend on one line - Character height: .3125"

Minimum Order Quantity: 10 cards per legend per size  
and in multiples of 5 cards.

Quantity of Cards	Part Number	Legend Color	Backgrnd Color	Style	Markers/ Card
	GPCV-AOY	BLACK	ORANGE	A	1
	GPCV-BOY	BLACK	ORANGE	B	4
	GPCV-COY	BLACK	ORANGE	C	18
	GPCV-AYY	BLACK	YELLOW	A	1
	GPCV-BYY	BLACK	YELLOW	B	4
	GPCV-CYY	BLACK	YELLOW	C	18



**Print Legend Required**  
Legend to fit on one line. Max. 17 characters including spaces.

\*Note: In Style B and C, if you want several different legends on a card, draw the lines to signify label division on the legend area. Write in the different legends needed.

-Protected graphics  
-6 Reversible legends per marker  
Character height: Size M - 1.50"  
Size R - .75"

Minimum Order Quantity: 10 markers per legend per size

Quantity of Markers	Part Number	Legend Color	Backgrnd Color	Style	Length of Marker	Conduit O.D. Range
	GPCV-ROY	BLACK	ORANGE	R	8	3/4"-2 1/4"
	GPCV-MOY	BLACK	ORANGE	M	14	2 1/2"-6"
	GPCV-RYY	BLACK	YELLOW	R	8	3/4"-2 1/4"
	GPCV-MYY	BLACK	YELLOW	M	14	2 1/2"-6"



**Print Legend Required**  
Legend to fit on one line. Max. 19 characters including spaces.

**For Pricing and Lead Time Information, Contact Customer Service at 800-777-3300**

Standards	Generic Order Forms	Related Products	Tapes, Letters & Numbers	Tags, Signs & Labels	Padiotcks, Hasps & Accessories	Lockout Devices	Training Products
-----------	---------------------	------------------	--------------------------	----------------------	--------------------------------	-----------------	-------------------



### **PANDUIT Corp. Generic Utility Tapes Form**

One Form per Generic Utility Tape Option

**Fax orders to PANDUIT Corp., Attn: Customer Service (708) 570-3570**

**Generic Utility Tapes are Non-Returnable**

Date: _____	PANDUIT Sales Rep: _____
From: _____	Distributor: _____
Telephone #: _____	_____
End User: _____	_____
_____	_____
_____	Distributor Contact: _____
Telephone#/Fax#: _____	Telephone#/Fax#: _____
Account #: _____	Account #: _____

**Generic Utility Tape Options**



®

Part Number	Material	Width	Length	Use	Min. Order Qty.	Order Increments
GHTB3	Polyethylene	3.0"(76mm)	1,000'(305m)	Barricade	36	36
GHTU3	Polyethylene	3.0"(76mm)	1,000'(305m)	Underground	36	36
GHTU6	Polyethylene	6.0"(152mm)	1,000'(305m)	Underground	16	16
GHTDU3	Polyethylene Encased Aluminum	3.0"(76mm)	1,000'(305m)	Underground Detectable	8	8
GHTDU6	Polyethylene Encased Aluminum	6.0"(152mm)	1,000'(305m)	Underground Detectable	8	8

ALL LEGENDS ARE BLACK      MAXIMUM OF TWO LINES OF TEXT      ROLLS ARE ON THREE INCH CORE

Part Number: \_\_\_\_\_ Quantity: \_\_\_\_\_

Color: \_\_\_\_\_ (select from Blue, Green, Orange, Red or Yellow)

Sketch Legend and/or Artwork Below:

Comments: \_\_\_\_\_

For Pricing and Lead Time Information, Contact Customer Service at 800-777-3300

Index	Standards	Generic Order Forms	Related Products	Tapes, Letters & Numbers	Tags, Signs & Labels	Paddocks, Hasps & Accessories	Lockout Devices	Training Products
-------	-----------	---------------------	------------------	--------------------------	----------------------	-------------------------------	-----------------	-------------------



®



Training Products

Lockout Devices

Paddlocks, Hasps  
& Accessories

Tags, Signs  
& Labels

Tapes, Letters  
& Numbers

Related Products

Generic Order Forms

Standards

Index

## Occupational Health and Safety Administration (OSHA) Standard 29CFR The Control of Hazardous Energy (Lockout/Tagout) 1910.147

**1910.147(a)(1)(i)** This standard covers the servicing and maintenance of machines and equipment in which the unexpected energization or start up of the machines or equipment, or release of stored energy could cause injury to employees. This standard establishes minimum performance requirements for the control of such hazardous energy.

**1910.147(a)(1)(ii)** This standard does not cover the following:

**1910.147(a)(1)(ii)(A)** Construction, agriculture and maritime employment;

**1910.147(a)(1)(ii)(B)** Installations under the exclusive control of electric utilities for the purpose of power generation, transmission and distribution, including related equipment for communication or metering; and

**1910.147(a)(1)(ii)(C)** Exposure to electrical hazards from work on, near or with conductors or equipment in electric utilization installations, which is covered by Subpart S of this part; and

**1910.147(a)(1)(ii)(D)** Oil and gas well drilling and servicing.

### 1910.147(a)(2) Application

**1910.147(a)(2)(i)** This standard applies to the control of energy during servicing and/or maintenance of machines and equipment.

**1910.147(a)(2)(ii)** Normal production operations are not covered by this standard (See Subpart O of this Part). Servicing and/or maintenance which takes place during normal production operations is covered by this standard only if:

**1910.147(a)(2)(ii)(A)** An employee is required to remove or bypass a guard or other safety device; or

**1910.147(a)(2)(ii)(B)** An employee is required to place any part of his or her body into an area on a machine or piece of equipment where work is actually performed upon the material being processed (point of operation) or where an associated danger zone exists during a machine operating cycle.

Note: Exception to paragraph (a)(2)(ii): Minor tool changes and adjustments, and other minor servicing activities, which take place during normal production operations, are not covered by this standard if they are routine, repetitive and integral to the use of the equipment for production, provided that the work is performed using alternative measures which provide effective protection.

**1910.147(a)(2)(iii)** This standard does not apply to the following:

**1910.147(a)(2)(iii)(A)** Work on cord and plug connected electric equipment for which exposure to the hazards of unexpected energization or start up of the equipment is controlled by the unplugging of the equipment from the energy source and by the plug being under the exclusive control of the employee performing the servicing or maintenance.



Training Products

## OSHA Standard 29CFR The Control of Hazardous Energy (Lockout/Tagout) 1910.147 (continued)

Lockout Devices

**1910.147(a)(2)(iii)(B)** Hot tap operations involving transmission and distribution systems for substances such as gas, steam, water or petroleum products when they are performed on pressurized pipelines, provided that the employer demonstrates that –

Padlocks, Hasps & Accessories

- 1910.147(a)(2)(iii)(B)(1)** continuity of service is essential;
- 1910.147(a)(2)(iii)(B)(2)** shutdown of the system is impractical; and
- 1910.147(a)(2)(iii)(B)(3)** documented procedures are followed, and special equipment is used which will provide proven effective protection for employees.

Tags, Signs & Labels

### 1910.147(a)(3) Purpose

**1910.147(a)(3)(i)** This section requires employers to establish a program and utilize procedures for affixing appropriate lockout devices or tagout devices to energy isolating devices, and to otherwise disable machines or equipment to prevent unexpected energization, start up or release of stored energy in order to prevent injury to employees.

Tapes, Letters & Numbers

**1910.147(a)(3)(ii)** When other standards in this part require the use of lockout or tagout, they shall be used and supplemented by the procedural and training requirements of this section.

**1910.147(b)** Definitions applicable to this section-

Related Products

*Affected employee.* An employee whose job requires him/her to operate or use a machine or equipment on which servicing or maintenance is being performed under lockout or tagout, or whose job requires him/her to work in an area in which such servicing or maintenance is being performed.

*Authorized employee.* A person who locks out or tags out machines or equipment in order to perform servicing or maintenance on that machine or equipment. An affected employee becomes an authorized employee when that employee's duties include performing servicing or maintenance covered under this section.

Generic Order Forms

*Capable of being locked out.* An energy isolating device is capable of being locked out if it has a hasp or other means of attachment to which, or through which, a lock can be affixed, or it has a locking mechanism built into it. Other energy isolating devices are capable of being locked out, if lockout can be achieved without the need to dismantle, rebuild or replace the energy isolating device or permanently alter its energy control capability.

Standards

*Energized.* Connected to an energy source or containing residual or stored energy.

*Energy isolating device.* A mechanical device that physically prevents the transmission or release of energy, including but not limited to the following: A manually operated electrical circuit breaker; a disconnect switch; a manually operated switch by which the conductors of a circuit can be disconnected from all ungrounded supply conductors, and, in addition, no pole can be operated independently; a line valve; a block; and any similar device used to block or isolate energy. Push buttons, selector switches and other control circuit type devices are not energy isolating devices.

Index





Training Products

Lockout Devices

Paddlocks, Hasps & Accessories

Tags, Signs & Labels

Tapes, Letters & Numbers

Related Products

Generic Order Forms

Standards

Index

## OSHA Standard 29CFR The Control of Hazardous Energy (Lockout/Tagout) 1910.147 (continued)

*Energy source.* Any source of electrical, mechanical, hydraulic, pneumatic, chemical, thermal or other energy.

*Hot tap.* A procedure used in the repair, maintenance and services activities which involves welding on a piece of equipment (pipelines, vessels or tanks) under pressure, in order to install connections or appurtenances. It is commonly used to replace or add sections of pipeline without the interruption of service for air, gas, water, steam, and petrochemical distribution systems.

*Lockout.* The placement of a lockout device on an energy isolating device, in accordance with an established procedure, ensuring that the energy isolating device and the equipment being controlled cannot be operated until the lockout device is removed.

*Lockout device.* A device that utilizes a positive means such as a lock, either key or combination type, to hold an energy isolating device in the safe position and prevent the energizing of a machine or equipment. Included are blank flanges and bolted slip blinds.

*Normal production operations.* The utilization of a machine or equipment to perform its intended production function.

*Servicing and/or maintenance.* Workplace activities such as constructing, installing, setting up, adjusting, inspecting, modifying, and maintaining and/or servicing machines or equipment. These activities include lubrication, cleaning or unjamming of machines or equipment and making adjustments or tool changes, where the employee may be exposed to the unexpected energization or startup of the equipment or release of hazardous energy.

*Setting up.* Any work performed to prepare a machine or equipment to perform its normal production operation.

*Tagout.* The placement of a tagout device on an energy isolating device, in accordance with an established procedure, to indicate that the energy isolating device and the equipment being controlled may not be operated until the tagout device is removed.

*Tagout device.* A prominent warning device, such as a tag and a means of attachment, which can be securely fastened to an energy isolating device in accordance with an established procedure, to indicate that the energy isolating device and the equipment being controlled may not be operated until the tagout device is removed.

### 1910.147(c) General

**1910.147(c)(1)** Energy control program. The employer shall establish a program consisting of energy control procedures, employee training and periodic inspections to ensure that before any employee performs any servicing or maintenance on a machine or equipment where the unexpected energizing, startup or release of stored energy could occur and cause injury, the machine or equipment shall be isolated from the energy source and rendered inoperative.



Training Products

## OSHA Standard 29CFR The Control of Hazardous Energy (Lockout/Tagout) 1910.147 (continued)

Lockout Devices

### 1910.147(c)(2) Lockout/tagout

**1910.147(c)(2)(i)** If an energy isolating device is not capable of being locked out, the employer's energy control program under paragraph (c)(1) of this section shall utilize a tagout system.

Padlocks, Hasps & Accessories

**1910.147(c)(2)(ii)** If an energy isolating device is capable of being locked out, the employer's energy control program under paragraph (c)(1) of this section shall utilize lockout, unless the employer can demonstrate that the utilization of a tagout system will provide full employee protection as set forth in paragraph (c)(3) of this section.

Tags, Signs & Labels

**1910.147(c)(2)(iii)** After January 2, 1990, whenever replacement or major repair, renovation or modification of a machine or equipment is performed, and whenever new machines or equipment are installed, energy isolating devices for such machine or equipment shall be designed to accept a lockout device.

### 1910.147(c)(3) Full employee protection.

Tapes, Letters & Numbers

**1910.147(c)(3)(i)** When a tagout device is used on an energy isolating device which is capable of being locked out, the tagout device shall be attached at the same location that the lockout device would have been attached, and the employer shall demonstrate that the tagout program will provide a level of safety equivalent to that obtained by using a lockout program.

Related Products

**1910.147(c)(3)(ii)** In demonstrating that a level of safety is achieved in the tagout program which is equivalent to the level of safety obtained by using a lockout program, the employer shall demonstrate full compliance with all tagout-related provisions of this standard together with such additional elements as are necessary to provide the equivalent safety available from the use of a lockout device. Additional means to be considered as part of the demonstration of full employee protection shall include the implementation of additional safety measures such as the removal of an isolating circuit element, blocking of a controlling switch, opening of an extra disconnecting device or the removal of a valve handle to reduce the likelihood of inadvertent energization.

Generic Order Forms

### 1910.147(c)(4) Energy control procedure

Standards

**1910.147(c)(4)(i)** Procedures shall be developed, documented and utilized for the control of potentially hazardous energy when employees are engaged in the activities covered by this section.

Note: Exception: The employer need not document the required procedure for a particular machine or equipment, when all of the following elements exist:

(1) The machine or equipment has no potential for stored or residual energy or reaccumulation of stored energy after shut down which could endanger employees;

Index

(2) the machine or equipment has a single energy source which can be readily identified and isolated;



Training Products

Lockout Devices

Paddlocks, Hasps  
& Accessories

Tags, Signs  
& Labels

Tapes, Letters  
& Numbers

Related Products

Generic Order Forms

Standards

Index

## OSHA Standard 29CFR The Control of Hazardous Energy (Lockout/Tagout) 1910.147 (continued)

(3) the isolation and locking out of that energy source will completely de-energize and de-activate the machine or equipment;

(4) the machine or equipment is isolated from that energy source and locked out during servicing or maintenance;

(5) a single lockout device will achieve a lockout condition;

(6) the lockout device is under the exclusive control of the authorized employee performing the servicing or maintenance;

(7) the servicing or maintenance does not create hazards for other employees; and

(8) the employer, in utilizing this exception, has had no accidents involving the unexpected activation or reenergization of the machine or equipment during servicing or maintenance.

**1910.147(c)(4)(ii)** The procedures shall clearly and specifically outline the scope, purpose, authorization, rules and techniques to be utilized for the control of hazardous energy, and the means to enforce compliance including, but not limited to, the following:

**1910.147(c)(4)(ii)(A)** A specific statement of the intended use of the procedure;

**1910.147(c)(4)(ii)(B)** Specific procedural steps for shutting down, isolating, locking and securing machines or equipment to control hazardous energy;

**1910.147(c)(4)(ii)(C)** Specific procedural steps for the placement, removal and transfer of lockout devices or tagout devices and the responsibility for them; and

**1910.147(c)(4)(ii)(D)** Specific requirements for testing a machine or equipment to determine and verify the effectiveness of lockout devices, tagout devices and other energy control measures.

### **1910.147(c)(5) Protective materials and hardware**

**1910.147(c)(5)(i)** Locks, tags, chains, wedges, key blocks, adapter pins, self-locking fasteners or other hardware shall be provided by the employer for isolating, securing or blocking of machines or equipment from energy sources.

**1910.147(c)(5)(ii)** Lockout devices and tagout devices shall be singularly identified; shall be the only devices(s) used for controlling energy; shall not be used for other purposes; and shall meet the following requirements:

#### **1910.147(c)(5)(ii)(A) Durable**

**1910.147(c)(5)(ii)(A)(1)** Lockout and tagout devices shall be capable of withstanding the environment to which they are exposed for the maximum period of time that exposure is expected.

**1910.147(c)(5)(ii)(A)(2)** Tagout devices shall be constructed and printed so that exposure to weather conditions or wet and damp locations will not cause the tag to deteriorate or the message on the tag to become illegible.



Training Products

## OSHA Standard 29CFR The Control of Hazardous Energy (Lockout/Tagout) 1910.147 (continued)

Lockout Devices

**1910.147(c)(5)(ii)(A)(3)** Tags shall not deteriorate when used in corrosive environments such as areas where acid and alkali chemicals are handled and stored.

Padlocks, Hasps  
& Accessories

**1910.147(c)(5)(ii)(B)** Standardized. Lockout and tagout devices shall be standardized within the facility in at least one of the following criteria: Color; shape; or size; and additionally, in the case of tagout devices, print and format shall be standardized.

### **1910.147(c)(5)(ii)(C) Substantial**

Tags, Signs  
& Labels

**1910.147(c)(5)(ii)(C)(1)** Lockout devices. Lockout devices shall be substantial enough to prevent removal without the use of excessive force or unusual techniques, such as with the use of bolt cutters or other metal cutting tools.

**1910.147(c)(5)(ii)(C)(2)** Tagout devices. Tagout devices, including their means of attachment, shall be substantial enough to prevent inadvertent or accidental removal. Tagout device attachment means shall be of a non-reusable type, attachable by hand, self-locking and non-releasable with a minimum unlocking strength of no less than 50 pounds and having the general design and basic characteristics of being at least equivalent to a one-piece, all environment-tolerant nylon cable tie.

Tapes, Letters  
& Numbers

**1910.147(c)(5)(ii)(D) Identifiable** Lockout devices and tagout devices shall indicate the identity of the employee applying the device(s).

Related Products

**1910.147(c)(5)(iii)** Tagout devices shall warn against hazardous conditions if the machine or equipment is energized and shall include a legend such as the following: Do Not Start. Do Not Open. Do Not Close. Do Not Energize. Do Not Operate.

### **1910.147(c)(6) Periodic inspection**

Generic Order Forms

**1910.147(c)(6)(i)** The employer shall conduct a periodic inspection of the energy control procedure at least annually to ensure that the procedure and the requirements of this standard are being followed.

**1910.147(c)(6)(i)(A)** The periodic inspection shall be performed by an authorized employee other than the ones(s) utilizing the energy control procedure being inspected.

Standards

**1910.147(c)(6)(i)(B)** The periodic inspection shall be conducted to correct any deviations or inadequacies identified.

**1910.147(c)(6)(i)(C)** Where lockout is used for energy control, the periodic inspection shall include a review, between the inspector and each authorized employee, of that employee's responsibilities under the energy control procedure being inspected.

Index

**1910.147(c)(6)(i)(D)** Where tagout is used for energy control, the periodic inspection shall include a review, between the inspector and each authorized and affected employee, of that employee's responsibilities under the energy control procedure being inspected, and the elements set forth in paragraph **(c)(7)(ii)** of this section.



Training Products

Lockout Devices

Paddlocks, Hasps  
& Accessories

Tags, Signs  
& Labels

Tapes, Letters  
& Numbers

Related Products

Generic Order Forms

Standards

Index

## OSHA Standard 29CFR The Control of Hazardous Energy (Lockout/Tagout) 1910.147 (continued)

**1910.147(c)(6)(ii)** The employer shall certify that the periodic inspections have been performed. The certification shall identify the machine or equipment on which the energy control procedure was being utilized, the date of the inspection, the employees included in the inspection and the person performing the inspection.

### **1910.147(c)(7) Training and communication**

**1910.147(c)(7)(i)** The employer shall provide training to ensure that the purpose and function of the energy control program are understood by employees and that the knowledge and skills required for the safe application, usage and removal of the energy controls are acquired by employees. The training shall include the following:

**1910.147(c)(7)(i)(A)** Each authorized employee shall receive training in the recognition of applicable hazardous energy sources, the type and magnitude of the energy available in the workplace and the methods and means necessary for energy isolation and control.

**1910.147(c)(7)(i)(B)** Each affected employee shall be instructed in the purpose and use of the energy control procedure.

**1910.147(c)(7)(i)(C)** All other employees whose work operations are or may be in an area where energy control procedures may be utilized, shall be instructed about the procedure, and about the prohibition relating to attempts to restart or re-energize machines or equipment which are locked out or tagged out.

**1910.147(c)(7)(ii)** When tagout systems are used, employees shall also be trained in the following limitations of tags:

**1910.147(c)(7)(ii)(A)** Tags are essentially warning devices affixed to energy isolating devices, and do not provide the physical restraint on those devices that is provided by a lock.

**1910.147(c)(7)(ii)(B)** When a tag is attached to an energy isolating means, it is not to be removed without authorization of the authorized person responsible for it, and it is never to be bypassed, ignored or otherwise defeated.

**1910.147(c)(7)(ii)(C)** Tags must be legible and understandable by all authorized employees, affected employees and all other employees whose work operations are or may be in the area, in order to be effective.

**1910.147(c)(7)(ii)(D)** Tags and their means of attachment must be made of materials which will withstand the environmental conditions encountered in the workplace.

**1910.147(c)(7)(ii)(E)** Tags may evoke a false sense of security, and their meaning needs to be understood as part of the overall energy control program.

**1910.147(c)(7)(ii)(F)** Tags must be securely attached to energy isolating devices so that they cannot be inadvertently or accidentally detached during use.

**1910.147(c)(7)(iii)** Employee retraining.

**1910.147(c)(7)(iii)(A)** Retraining shall be provided for all authorized and affected employees whenever there is a change in their job assignments, a

For service and technical support, call 800-777-3300 or visit [www.panduit.com](http://www.panduit.com).



Training Products

## OSHA Standard 29CFR The Control of Hazardous Energy (Lockout/Tagout) 1910.147 (continued)

Lockout Devices

change in machines, equipment or processes that present a new hazard or when there is a change in the energy control procedures.

Padlocks, Hasps  
& Accessories

**1910.147(c)(7)(iii)(B)** Additional retraining shall also be conducted whenever a periodic inspection under paragraph (c)(6) of this section reveals, or whenever the employer has reason to believe that there are deviations from or inadequacies in the employee's knowledge or use of the energy control procedures.

**1910.147(c)(7)(iii)(C)** The retraining shall reestablish employee proficiency and introduce new or revised control methods and procedures, as necessary.

Tags, Signs  
& Labels

**1910.147(c)(7)(iv)** The employer shall certify that employee training has been accomplished and is being kept up to date.

The certification shall contain each employee's name and dates of training.

Tapes, Letters  
& Numbers

**1910.147(c)(8)** Energy isolation. Lockout or tagout shall be performed only by the authorized employees who are performing the servicing or maintenance.

**1910.147(c)(9)** Notification of employees. Affected employees shall be notified by the employer or authorized employee of the application and removal of lockout devices or tagout devices. Notification shall be given before the controls are applied, and after they are removed from the machine or equipment.

Related Products

**1910.147(d)** Application of control. The established procedures for the application of energy control (the lockout or tagout procedures) shall cover the following elements and actions and shall be done in the following sequence:

Generic Order Forms

**1910.147(d)(1)** Preparation for shutdown. Before an authorized or affected employee turns off a machine or equipment, the authorized employee shall have knowledge of the type and magnitude of the energy, the hazards of the energy to be controlled and the method or means to control the energy.

**1910.147(d)(2)** Machine or equipment shutdown. The machine or equipment shall be turned off or shut down using the procedures established for the machine or equipment. An orderly shutdown must be utilized to avoid any additional or increased hazard(s) to employees as a result of the equipment stoppage.

Standards

**1910.147(d)(3)** Machine or equipment isolation. All energy isolating devices that are needed to control the energy to the machine or equipment shall be physically located and operated in such a manner as to isolate the machine or equipment from the energy source(s).

Index

**1910.147(d)(4)** Lockout or tagout device application.

**1910.147(d)(4)(i)** Lockout or tagout devices shall be affixed to each energy isolating device by authorized employees.



Training Products

Lockout Devices

Padlocks, Hasps  
& Accessories

Tags, Signs  
& Labels

Tapes, Letters  
& Numbers

Related Products

Generic Order Forms

Standards

Index

## OSHA Standard 29CFR The Control of Hazardous Energy (Lockout/Tagout) 1910.147 (continued)

**1910.147(d)(4)(ii)** Lockout devices, where used, shall be affixed in a manner to that will hold the energy isolating devices in a "safe" or "off" position.

**1910.147(d)(4)(iii)** Tagout devices, where used, shall be affixed in such a manner as will clearly indicate that the operation or movement of energy isolating devices from the "safe" or "off" position is prohibited.

**1910.147(d)(4)(iii)(A)** Where tagout devices are used with energy isolating devices designed with the capability of being locked, the tag attachment shall be fastened at the same point at which the lock would have been attached.

**1910.147(d)(4)(iii)(B)** Where a tag cannot be affixed directly to the energy isolating device, the tag shall be located as close as safely possible to the device, in a position that will be immediately obvious to anyone attempting to operate the device.

**1910.147(d)(5)** Stored energy

**1910.147(d)(5)(i)** Following the application of lockout or tagout devices to energy isolating devices, all potentially hazardous stored or residual energy shall be relieved, disconnected, restrained and otherwise rendered safe.

**1910.147(d)(5)(ii)** If there is a possibility of reaccumulation of stored energy to a hazardous level, verification of isolation shall be continued until the servicing or maintenance is completed, or until the possibility of such accumulation no longer exists.

**1910.147(d)(6)** Verification of isolation. Prior to starting work on machines or equipment that have been locked out or tagged out, the authorized employee shall verify that isolation and deenergization of the machine or equipment have been accomplished.

**1910.147(e)** Release from lockout or tagout. Before lockout or tagout devices are removed and energy is restored to the machine or equipment, procedures shall be followed and actions taken by the authorized employee(s) to ensure the following:

**1910.147(e)(1)** The machine or equipment. The work area shall be inspected to ensure that nonessential items have been removed and to ensure that machine or equipment components are operationally intact.

**1910.147(e)(2)** Employees

**1910.147(e)(2)(i)** The work area shall be checked to ensure that all employees have been safely positioned or removed.

**1910.147(e)(2)(ii)** After lockout or tagout devices have been removed and before a machine or equipment is started, affected employees shall be notified that the lockout or tagout device(s) have been removed.

**1910.147(e)(3)** Lockout or tagout devices removal. Each lockout or tagout device shall be removed from each energy isolating device by the employee who applied the device. Exception to paragraph **(e)(3)**: When the authorized employee who applied the lockout or tagout device is not available to remove it, that device may be removed under the direction of the employer, provided



Training Products

Lockout Devices

Padlocks, Hasps & Accessories

Tags, Signs & Labels

Tapes, Letters & Numbers

Related Products

Generic Order Forms

Standards

Index

## OSHA Standard 29CFR The Control of Hazardous Energy (Lockout/Tagout) 1910.147 (continued)

that specific procedures and training for such removal have been developed, documented and incorporated into the employer's energy control program. The employer shall demonstrate that the specific procedure provides equivalent safety to the removal of the device by the authorized employee who applied it. The specific procedure shall include at least the following elements:

**1910.147(e)(3)(i)** Verification by the employer that the authorized employee who applied the device is not at the facility:

**1910.147(e)(3)(ii)** Making all reasonable efforts to contact the authorized employee to inform him/her that his/her lockout or tagout device has been removed; and

**1910.147(e)(3)(iii)** Ensuring that the authorized employee has this knowledge before he/she resumes work at that facility.

### **1910.147(f) Additional requirements**

**1910.147(f)(1)** Testing or positioning of machines, equipment or components thereof. In situations in which lockout or tagout devices must be temporarily removed from the energy isolating device and the machine or equipment energized to test or position the machine, equipment or component thereof, the following sequence of actions shall be followed:

**1910.147(f)(1)(i)** Clear the machine or equipment of tools and materials in accordance with paragraph (e)(1) of this section;

**1910.147(f)(1)(ii)** Remove employees from the machine or equipment area in accordance with paragraph (e)(2) of this section;

**1910.147(f)(1)(iii)** Remove the lockout or tagout devices as specified in paragraph (e)(3) of this section;

**1910.147(f)(1)(iv)** Energize and proceed with testing or positioning;

**1910.147(f)(1)(v)** Deenergize all systems and reapply energy control measures in accordance with paragraph (d) of this section to continue the servicing and/or maintenance.

**1910.147(f)(2)** Outside personnel (contractors, etc.).

**1910.147(f)(2)(i)** Whenever outside servicing personnel are to be engaged in activities covered by the scope and application of this standard, the on-site employer and the outside employer shall inform each other of their respective lockout or tagout procedures.

**1910.147(f)(2)(ii)** The on-site employer shall ensure that his/her employees understand and comply with the restrictions and prohibitions of the outside employer's energy control program.

**1910.147(f)(3)** Group lockout or tagout

**1910.147(f)(3)(i)** When servicing and/or maintenance is performed by a crew, craft, department or other group, they shall utilize a procedure which affords the employees a level of protection equivalent to that provided by the implementation of a personal lockout or tagout device.





Training Products

Lockout Devices

Paddlocks, Hasps  
& Accessories

Tags, Signs  
& Labels

Tapes, Letters  
& Numbers

Related Products

Generic Order Forms

Standards

Index

## OSHA Standard 29CFR The Control of Hazardous Energy (Lockout/Tagout) 1910.147 (continued)

**1910.147(f)(3)(ii)** Group lockout or tagout devices shall be used in accordance with the procedures required by paragraph (c)(4) of this section including, but not necessarily limited to, the following specific requirements:

**1910.147(f)(3)(ii)(A)** Primary responsibility is vested in an authorized employee for a set number of employees working under the protection of a group lockout or tagout device (such as an operations lock);

**1910.147(f)(3)(ii)(B)** Provision for the authorized employee to ascertain the exposure status of individual group members with regard to the lockout or tagout of the machine or equipment and

**1910.147(f)(3)(ii)(C)** When more than one crew, craft, department, etc. is involved, assignment of overall job-associated lockout or tagout control responsibility to an authorized employee designated to coordinate affected work forces and ensure continuity of protection; and

**1910.147(f)(3)(ii)(D)** Each authorized employee shall affix a personal lockout or tagout device to the group lockout device, group lockbox or comparable mechanism when he or she begins work, and shall remove those devices when he or she stops working on the machine or equipment being serviced or maintained.

**1910.147(f)(4)** Shift or personnel changes. Specific procedures shall be utilized during shift or personnel changes to ensure the continuity of lockout or tagout protection, including provision for the orderly transfer of lockout or tagout device protection between off-going and oncoming employees, to minimize exposure to hazards from the unexpected energization or start-up of the machine or equipment, or the release of stored energy

Note: The following appendix to 1910.147 services as a non-mandatory guideline to assist employers and employees in complying with the requirements of this section, as well as to provide other helpful information. Nothing in the appendix adds to or detracts from any of the requirements of this section.

### Occupational Safety & Health Administration

200 Constitution Avenue, NW

Washington, DC 20210

## OSHA 1910.333

Safety related work practices shall be employed to prevent electric shock or other injuries resulting from direct or indirect electrical contacts.



Training Products

## Article 110.16 National Electric Code

Lockout Devices



**110.16 Flash Protection.** Switchboards, panel boards, industrial control panels, meter socket enclosures and motor control centers that are in other than dwelling occupancies and are likely to require examination, adjustment, servicing or maintenance while energized shall be field marked to warn qualified persons of potential electric arc flash hazards. The marking shall be located so as to be clearly visible to qualified persons before examination, adjustment, servicing or maintenance of the equipment.

Padlocks, Hasps & Accessories



Tags, Signs & Labels

Tapes, Letters & Numbers

## UL 508A – Industrial Control Panels

**UL 508aSB5 – Markings**  
SB5.2 – Cautionary Markings

Related Products

**SB5.2.1** An industrial control panel with a short circuit current rating based on the high fault short circuit current ratings of one or more components as specified in SB4.2.3 shall be marked with the word "WARNING" and the following statement:

Risk of Fire or Electric Shock – The opening of the branch-circuit protective device may be an indication that a fault current has been interrupted. All current-carrying parts and other components protected by this device should be examined and replaced if damaged. If burnout of a current element of an overload relay occurs, the complete overload relay must be replaced.

Generic Order Forms



Standards

## NFPA 70E 130.7(E)(1) – Safety Signs and Tags

Safety signs, safety symbols, or accident prevention tags shall be used where necessary to warn employees about electrical hazards that might endanger them.

Index



## Part Number Index

Part Number	Page No.	Part Number	Page No.	Part Number	Page No.
<b>C</b>					
C400X600YX1	D23	PCL100-1	E6	PCV-220BY	D28
C400X600YZ1	D23	PCL100-9	E6	PCV-220CY	D28
<b>H</b>					
HT2-BLU	E1	PCL100-A	E6	PCV-2300AY	D28
HT2-GRN	E1	PCL100-Z	E6	PCV-2300BY	D28
HT2-ORN	E1	PCL100-A-J	E7	PCV-2300CY	D28
HT2-RED	E1	PCL100-DSH	E7	PCV-230AY	D28
HT2S-BLK-YEL	E1	PCL100-K-T	E7	PCV-230BY	D28
HT2S-RED-WHT	E1	PCL100-U-Z	E7	PCV-230CY	D28
HT2-WHT	E1	PCL200-0	E7	PCV-2400AY	D28
HT2-YEL	E1	PCL200-0-9	E7	PCV-2400BY	D28
HT3S-BLK-YEL	E1	PCL200-1	E7	PCV-2400CY	D28
HT3S-RED-WHT	E1	PCL200-9	E7	PCV-240AY	D28
HTB3-C-M	E5	PCL200-A	E7	PCV-240BY	D28
HTB3-DNE-M	E5	PCL200-Z	E7	PCV-240CY	D28
HTB3-HV-M	E5	PCL200-A-J	E7	PCV-277/480AY	D28
HTDU2B-W	E3	PCL200-DSH	E7	PCV-277/480BY	D28
HTDU2O-FO	E3	PCL200-K-T	E7	PCV-277/480CY	D28
HTDU2O-T	E3	PCL200-U-Z	E7	PCV-277AY	D28
HTDU2R-E	E3	PCL300-0	E7	PCV-277BY	D28
HTDU3O-FO	E3	PCL300-1	E7	PCV-277CY	D28
HTDU3O-T	E3	PCL300-9	E7	PCV-380AY	D28
HTDU3R-E	E3	PCL300-A	E7	PCV-380BY	D28
HTDU6O-FO	E3	PCL300-Z	E7	PCV-380CY	D28
HTDU6O-T	E3	PCL300-DSH	E7	PCV-3PHAY	D28
HTDU6R-E	E3	PCLCP037-0-9	E6	PCV-3PHBY	D28
HTU3G-T-M	E4	PCLCP037-A-Z	E6	PCV-3PHCY	D28
HTU3O-FO-M	E4	PCLCP062-0-9	E6	PCV-415AY	D28
HTU3O-T-M	E4	PCLCP062-A-Z	E6	PCV-415BY	D28
HTU3R-E-M	E4	PCLCP100-0-9	E7	PCV-415CY	D28
HTU3Y-E-M	E4	PCLCP100-A-Z	E7	PCV-4160AY	D28
HTU6O-FO	E4	PCLCP200-0-9	E7	PCV-4160BY	D28
HTU6O-T	E4	PCLCP200-A-Z	E7	PCV-4160CY	D28
HTU6O-TV	E4	PCLCP300-0-9	E7	PCV-440AY	D28
HTU6R-E	E4	PCLCP300-A-Z	E7	PCV-440BY	D28
HTU6Y-E	E4	PCV-110AY	D28	PCV-440CY	D28
HTU6Y-G	E4	PCV-110BY	D28	PCV-460AY	D28
<b>M</b>					
MT172W38-C	C6	PCV-110CY	D28	PCV-460BY	D28
MTB1D-Q	C6	PCV-115AY	D28	PCV-460CY	D28
<b>P</b>					
PCL037-0	E6	PCV-115BY	D28	PCV-480AY	D28
PCL037-0-9	E6	PCV-115CY	D28	PCV-480BY	D28
PCL037-1	E6	PCV-120/208AY	D28	PCV-480CY	D28
PCL037-1 - PCL037-9	E6	PCV-120/208BY	D28	PCV-600AY	D28
PCL037-A	E6	PCV-120/208CY	D28	PCV-600BY	D28
PCL037-Z	E6	PCV-120AY	D28	PCV-600CY	D28
PCL037-A-Z	E6	PCV-120BY	D28	PCVB-110Y	D29
PCL062-0	E6	PCV-120CY	D28	PCVB-220Y	D29
PCL062-0-9	E6	PCV-12470AY	D28	PCVB-277/480Y	D29
PCL062-1	E6	PCV-12470BY	D28	PCVB-277Y	D29
PCL062-1 - PCL062-9	E6	PCV-12470CY	D28	PCVB-4160Y	D29
PCL062-A	E6	PCV-13200AY	D28	PCVB-440Y	D29
PCL062-Z	E6	PCV-13200BY	D28	PCVB-480Y	D29
PCL062-A-Z	E6	PCV-13200CY	D28	PCV-BLANKAY	D28
PCL062-DSH	E6	PCV-13800AY	D28	PCV-BLANKBY	D28
PCL100-0	E6	PCV-13800BY	D28	PCV-BLANKCY	D28
PCL100-0-9	E6	PCV-13800CY	D28	PCV-ESAY	D28
		PCV-1PHAY	D28	PCV-ESBY	D28
		PCV-1PHBY	D28	PCV-ESCY	D28
		PCV-1PHCY	D28	PCV-FAAY	D28
		PCV-208AY	D28	PCV-FABY	D28
		PCV-208BY	D28	PCV-FACY	D28
		PCV-208CY	D28	PCV-FOAY	D28
		PCV-220AY	D28		



	Part Number	Page No.	Part Number	Page No.	Part Number	Page No.	
Training Products							
	Lockout Devices	PCV-FOBY .....	D28	PPS0710D28 .....	D19	PRS1014D72 .....	D18
		PCV-FOCAY .....	D28	PPS0710D440 .....	D24	PRS1014D73 .....	D18
		PCV-FOCBY .....	D28	PPS0710D66 .....	D17	PRS1014D79 .....	D18
		PCV-FOCCY .....	D28	PPS0710D68 .....	D17	PRS1014N443 .....	D24
		PCV-FOCY .....	D28	PPS0710D70 .....	D17	PRS1420BWHT .....	D24
		PCV-MAINAY .....	D28	PPS0710D72 .....	D18	PRS1420BYEL .....	D24
	Padlocks, Hasps & Accessories	PCV-MAINBY .....	D28	PPS0710D73 .....	D18	PRS1420C442 .....	D24
		PCV-MAINCY .....	D28	PPS0710D75 .....	D18	PRS1420D440 .....	D24
		PCV-TELEAY .....	D28	PPS0710D77 .....	D18	PRS1420D75 .....	D18
PCV-TELEBY .....		D28	PPS0710D77 .....	D20	PRS1420N443 .....	D24	
PCV-TELECY .....		D28	PPS0710G001 .....	D21	PSL-1 .....	C5	
PESC-H-* .....		D32	PPS0710G020 .....	D21	PSL-1.5 .....	C5	
Tags, Signs & Labels	PESC-J-* .....	D32	PPS0710N203 .....	D17	PSL-1.5A .....	C5	
	PESS-A-* .....	D33	PPS0710N443 .....	D24	PSL-10S .....	B11	
	PESS-B-* .....	D33	PPS0719N191 .....	D20	PSL-10SWC .....	B11	
	PESS-C-* .....	D33	PPS1007D72SE .....	D18	PSL-11BLK .....	C2	
	PESS-D-* .....	D33	PPS1014BWHT .....	D24	PSL-11BLK-LS .....	C2	
	PESS-E-* .....	D33	PPS1014BYEL .....	D24	PSL-11BLU .....	C2	
Tapes, Letters & Numbers	PESW-A-* .....	D34	PPS1014C442 .....	D24	PSL-11BLU-LS .....	C2	
	PESW-B-* .....	D34	PPS1014D440 .....	D24	PSL-11GRN .....	C2	
	PESW-C-* .....	D34	PPS1014D73 .....	D18	PSL-11GRN-LS .....	C2	
	PESW-D-* .....	D34	PPS1014G002 .....	D21	PSL-11ORNG .....	C2	
	PESW-E-* .....	D34	PPS1014N443 .....	D24	PSL-11ORNG-LS .....	C2	
	PFX-0 .....	D14	PPS1209G010 .....	D21	PSL-11RED .....	C2	
Related Products	PLD-12 .....	D30	PPS1209G011 .....	D21	PSL-11RED-LS .....	C2	
	PLD-30 .....	D30	PPS1209G012 .....	D21	PSL-11YEL .....	C2	
	PLD-36 .....	D30	PPS1420BWHT .....	D24	PSL-11YEL-LS .....	C2	
	PLD-37 .....	D30	PPS1420BYEL .....	D24	PSL-1A .....	C5	
	PLD-38 .....	D30	PPS1420C442 .....	D24	PSL-20S .....	B11	
	PLD-43 .....	D30	PPS1420D440 .....	D24	PSL-20SWC .....	B11	
Generic Order Forms	PLD-45 .....	D30	PPS1420N443 .....	D24	PSL-3BLACK .....	C3	
	PLD-46 .....	D30	PRL100BY-0 .....	E8	PSL-3BLACK-LS .....	C3	
	PLD-47 .....	D30	PRL100BY-18KIT .....	E8	PSL-3BLUE .....	C3	
	PLD-52 .....	D30	PRL100BY-36KIT .....	E8	PSL-3BLUE-LS .....	C3	
	PLD-56 .....	D30	PRL100BY-9 .....	E8	PSL-3GREEN .....	C3	
	PLD-57 .....	D31	PRL100BY-A .....	E8	PSL-3GREEN-LS .....	C3	
Standards	PLD-58 .....	D30	PRL100BY-BLNK .....	E8	PSL-3RED .....	C3	
	PLD-60 .....	D31	PRL100BY-DSH .....	E8	PSL-3RED-LS .....	C3	
	PLD-67 .....	D30	PRL100BY-Z .....	E8	PSL-3WHITE .....	C3	
	PLD-68 .....	D30	PRL150YB-0 .....	E8	PSL-3WHITE-LS .....	C3	
	PLD-71 .....	D31	PRL150YB-9 .....	E8	PSL-3YELLOW .....	C3	
	PLD-72 .....	D30	PRL150YB-A .....	E8	PSL-3YELLOW-LS .....	C3	
Index	PLD-74 .....	D30	PRL150YB-DSH .....	E8	PSL-4BLK .....	C1	
	PLD-81 .....	D30	PRL150YB-Z .....	E8	PSL-4BLK-LB .....	C1	
	PLD-91 .....	D30	PRL250YB-0 .....	E8	PSL-4BLU .....	C1	
	PPS0202D493 .....	D20	PRL250YB-9 .....	E8	PSL-4BLU-LB .....	C1	
	PPS0204W2100 .....	D22	PRL250YB-A .....	E8	PSL-4GRN .....	C1	
	PPS0305C174 .....	D20	PRL250YB-DSH .....	E8	PSL-4GRN-LB .....	C1	



Training Products

Part Number	Page No.	Part Number	Page No.	Part Number	Page No.
PSL-5RED	C4	PSSB-13	D29	PVT-44	D3
PSL-5RED-LS	C4	PST-12	D10	PVT-44-Q	D3
PSL-5WHT	C4	PST-3	D10	PVT-57-Q	D4
PSL-5YEL	C4	PST-4	D26	PVT-62-Q	D4
PSL-BV1	B5	PST-5	D26	PVT-94-Q	D12
PSL-BV2	B5	PT2S-ARW	E2	PVT-95-Q	D12
PSL-CB	B1	PT2S-BLK	E2	PVT-96	D4
PSL-CBIL	B1	PT2S-RED	E2	PVT-96-Q	D4
PSL-CBILNT	B1	PVL100BY-0-Y	E5	PVT-97	D5
PSL-CBL	B2	PVL100BY-1-Y –		PVT-97-Q	D5
PSL-CBNT	B1	PVL100BY-9-Y	E5	PVT-97S-Q	D9
PSL-CL110	B3	PVL100BY-A-Y –		PVT-98	D5
PSL-CL480	B3	PVL100BY-DSH-Y	E5	PVT-98-Q	D5
PSL-DCJB	B7	PVL100BY-Z-Y	E5	PVT-99	D5
PSL-DCJB-BL	B7	PVL200BY-0-Y	E5	PVT-9-Q	D1
PSL-DCJB-BU	B7	PVL200BY-1-Y –			
PSL-DCJB-IW	B7	PVL200BY-9-Y	E5		
PSL-DCJB-YL	B7	PVL200BY-A-Y –		<b>S</b>	
PSL-ERB	B3	PVL200BY-DSH-Y	E5	SEZ-1CLL	D23
PSL-GLB	B12	PVL200BY-Z-Y	E5	SEZ-1DLL	D23
PSL-HD1	C5	PVS0109D72Y	D18	SEZ-1NLL	D23
PSL-HD2.4	C5	PVS0204C171Y	D16	SEZ-1WHLL	D23
PSL-HD3	C5	PVS0204C176Y	D16	SEZ-1WLL	D23
PSL-KT-CONA	B8	PVS0204C177Y	D16	SEZ-1YLL	D23
PSL-KT-MROA	B9	PVS0204C178Y	D20	SEZ-RSC1	D25
PSL-KT-PWR	B10	PVS0204C179Y	D16	SEZ-RSC2	D25
PSL-LCM	A1	PVS0204D100Y	D20	SEZ-RSC3	D25
PSL-LTM	A2	PVS0204D72Y	D18	SEZ-RSC4	D25
PSL-LTMGP	A3	PVS0204W172Y	D16	SEZ-SNC1	D25
PSL-LTMS	A2	PVS0305C174Y	D20	SEZ-SNC2	D25
PSL-LTP	A2	PVS0305W2101Y	D22	SEZ-SNC3	D25
PSL-LTPGP	A3	PVS0503N458Y	D16	SEZ-SNC4	D25
PSL-LTPS	A2	PVS0505C174Y	D20	SEZ-TAGOR	D27
PSL-LTV	A2	PVS0507W2101Y	D22	SEZ-TAGWH	D27
PSL-LTV-DVD	A2	PVS0509V364Y	D17	SEZ-TAGY	D27
PSL-MLD	B6	PVS0710B364Y	D17		
PSL-MLD	C5	PVS0710C173Y	D16	<b>T</b>	
PSL-MLDC	B6	PVS0710C180Y	D16	T200X000Y2T	E2
PSL-MLDC200	B6	PVS0710D72Y	D18	T400X000Y2T	E2
PSL-MLDH-X	B6	PVT-110	D11	T400X000YX1	D23
PSL-MLDH-X	C5	PVT-111	D11		
PSL-P	B2	PVT-112	D12	<b>W</b>	
PSL-PC	C7	PVT-113-Q	D13	WL1	D35
PSL-PE1	C7	PVT-118-Q	D13	WL25	D35
PSL-PE2	C7	PVT-148-Q	D6	WL3	D35
PSL-PEL	B6	PVT-15	D1	WL32Y	D35
PSL-PK-EA	B8	PVT-150-Q	D6	WL33Y	D35
PSL-PL1BLKY	C6	PVT-153-Q	D6	WL35Y	D35
PSL-PL1BLUY	C6	PVT-155-Q	D7	WL36Y	D35
PSL-PL1GRNY	C6	PVT-156-Q	D7		
PSL-PL1REDY	C6	PVT-157-Q	D7		
PSL-PL1WHTY	C6	PVT-158-Q	D8		
PSL-PL1YELY	C6	PVT-160-Q	D8		
PSL-SC	C6	PVT-161-Q	D9		
PSL-STATION	B10	PVT-165-Q	D9		
PSL-STEPS	A3	PVT-179-Q	D13		
PSL-TG1	C6	PVT-23	D2		
PSL-V13	B5	PVT-238-Q	D8		
PSL-V2A	B5	PVT-23-Q	D2		
PSL-V6A	B5	PVT-30	D2		
PSL-V9	B5	PVT-30-Q	D2		
PSL-WS	B4	PVT-41	D2		
PSL-WS1A	B4	PVT-42-Q	D3		
		PVT-43	D3		

Lockout Devices

Padlocks, Hasps & Accessories

Tags, Signs & Labels

Tapes, Letters & Numbers

Related Products

Generic Order Forms

Standards


Index

**PANDUIT** is a global leader in cabling and communication products, delivering end-to-end solutions in support of demanding electrical and networking requirements.

## **PANDUIT Catalogs**

### **Electrical Solutions**


#### **SA-ELCB03**



- Cable Ties
- Cable Accessories
- Stainless Steel
- Wiring Duct
- Surface Raceway
- Abrasion Protection
- Cable Management
- Terminals
- Power and Grounding Connectors
- Labeling System
- Labels
- Pre-Printed & Write-On Markers
- Lockout/Tagout and Safety Solutions

### **Network Connectivity**

#### **SA-NCCB34**



- Cable
- Modules
- Work Area Outlet Solutions
- Surface Raceway
- Zone Cabling
- Patch Panels, Copper Patch Cords & Punchdowns
- Fiber Connectors, Enclosures & Patch Cords
- Fiber Routing Systems
- Racks & Cable Management
- Grounding & Bonding
- Wireless Solutions
- Managed System Solutions
- Industrial
- Labeling & Administration
- Wiring Duct
- Cable Ties & Accessories

## USER TIPS / HELP

- ▶ Acrobat Alert: "This file may contain newer..."
- ▶ Links not working, pop-up blocker
- ▶ Windows XP links not working, security alerts
- ▶ View with Browser or Reader Application
- ▶ Bookmarks: quick, easy table of contents
- ▶ Acrobat navigation Next / Previous buttons
- ▶ View facing pages
- ▶ Acrobat Search options

## RETURN TO CATALOG

## PROGRAM LINKS

Obtain programs that may be necessary to use content on this disc.

## CONTACT US

## Acrobat Alert "...may contain newer information than this viewer can support..."

When opening PDF documents on this disc, you may see this alert.



Check the **Do not show...** box and click OK. PDF files on this disc are formatted to be completely functional with Acrobat Reader version 5 or higher. As long as the PDF file opens, all required features will be available.

If you wish to upgrade to a newer version of Acrobat (now Adobe) Reader, click the Program Links button to the left.

[TOP](#)

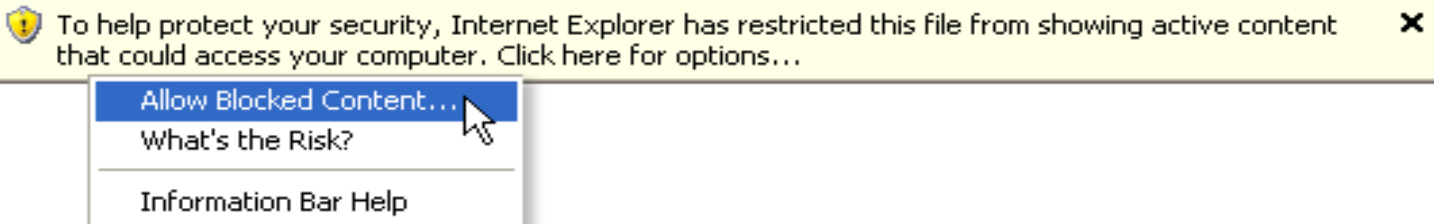
## Links not working (Pop-Up Blockers)

Some links will open a new browser window. If you have a pop-up blocker installed in your browser, it may see new linked windows as pop-ups. Setting the blocker to allow pop-ups from this site (CD) should resolve this problem.

[TOP](#)

## Links not working / security alerts (Windows XP)

If you have installed Service Pack 2 (SP2) for Windows XP (Home or Professional) you are aware of the very high level of security enforced by the system. It is particularly aggressive in protecting you against "active links". Virtually every file on this CD has active links that allow you to move between pages and open other documents. As a result, some documents may seem to have links that don't work or pages that open blank. If this happens, look at the top of the web page for this alert:



[TOP](#)



## USER TIPS / HELP

- ▶ Acrobat Alert: "This file may contain newer..."
- ▶ Links not working, pop-up blocker
- ▶ Windows XP links not working, security alerts
- ▶ View with Browser or Reader Application
- ▶ Bookmarks: quick, easy table of contents
- ▶ Acrobat navigation Next / Previous buttons
- ▶ View facing pages
- ▶ Acrobat Search options

## RETURN TO CATALOG

## PROGRAM LINKS

Obtain programs that may be necessary to use content on this disc.

## CONTACT US

## Adobe Reader Application or Browser Options

When you install Acrobat Reader, it installs both an Application (stand-alone program) and a plug-in for your browser program(s). By default it will be configured to open PDF files in your Internet browser. You may setup Acrobat to open documents in either your browser window or to open them in the standard Reader application window.

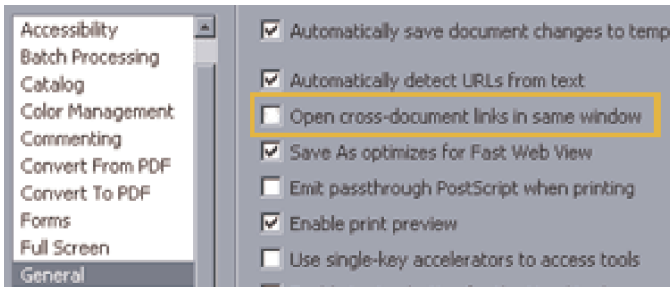
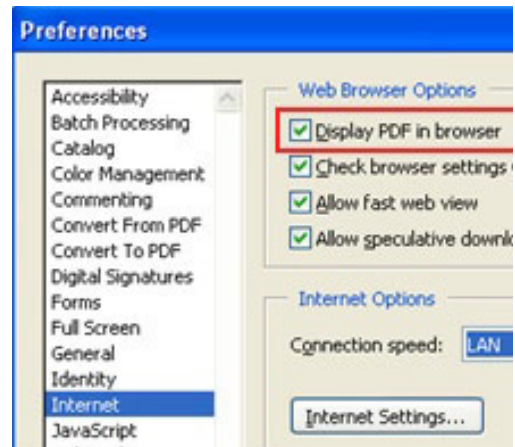
### What's the Difference?

INTERNET BROWSER WINDOW	APPLICATION WINDOW
▶ Can have only one PDF Document open at a time	▶ Can have multiple documents open simultaneously
▶ Search may be limited by support provided at the site of the PDF file	▶ Support for full Search of the site/CD contents
▶ Potential security alert in Windows XP (SP2) everytime you link to a new document	▶ No Security alerts

This option can be easily changed in the Reader application. To open the application window, look for the Adobe icon on your Start menu or Desktop. This option can only be edited within the application. These instructions apply to version 5 through 7.

- Select Edit/Preferences
- From the list in the left pane select Internet
- Check "Display PDF in Browser" to have PDF file open in your Browser; uncheck it to have PDF files open in the Reader application.

[TOP](#)



The Reader application offers you the option of having links between documents open to replace the original window or open as a new window. While in the Preferences area of Reader, select the General option in the left pane.

Default (checked) is to have links open in the same window. Uncheck "Open cross-document links in same window" if you prefer to have links open in a new window.

[TOP](#)

*Adobe®, Acrobat® and Adobe Reader® are registered or registered trademarks of Adobe Systems, Inc. in the United States and other countries.*



## USER TIPS / HELP

- ▶ Acrobat Alert: "This file may contain newer..."
- ▶ Links not working, pop-up blocker
- ▶ Windows XP links not working, security alerts
- ▶ View with Browser or Reader Application
- ▶ Bookmarks: quick, easy table of contents
- ▶ Acrobat navigation Next / Previous buttons
- ▶ View facing pages
- ▶ Acrobat Search options

## RETURN TO CATALOG

## PROGRAM LINKS

Obtain programs that may be necessary to use content on this disc.

## CONTACT US

## Bookmarks - Hyper Table of Contents

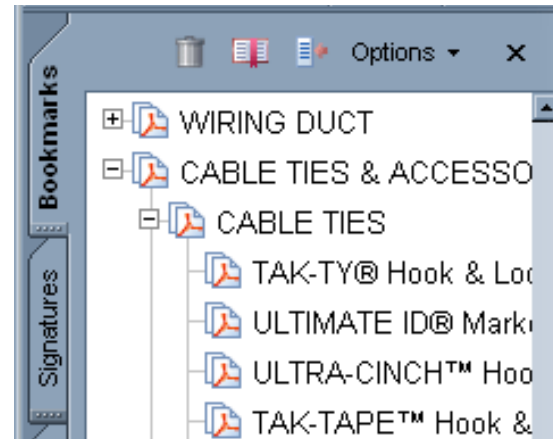
In very large PDF files, Acrobat bookmarks become a much faster and more convenient than searching through massive Table of Content listings.

Bookmarks can be toggled on or off by selecting the appropriate tab on the left side of the page.

Bookmarks contain nested listings so you can locate major categories, then drill down to specific products types.

Click the "+" or "-" in front of the listing to expand or collapse a category.

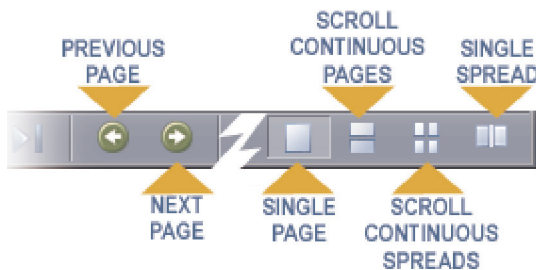
Click on a bookmark link at any level to jump to that specific location.



[TOP](#)

## Navigation / Page View Options

Acrobat enhances your experience in PDF catalogs with two sets of navigation buttons. The arrow buttons work just like the Next and Previous buttons in a web browser.



Page view buttons allow you to choose to view one page at a time or scroll so you can see portions of the bottom of one page and the top of the next.

Some pages, like Roadmaps in PANDUIT catalogs, are best viewed as spreads (side-by-side pages). You can choose this option with the page view buttons.

[TOP](#)

## USER TIPS / HELP

- ▶ Acrobat Alert: "This file may contain newer..."
- ▶ Links not working, pop-up blocker
- ▶ Windows XP links not working, security alerts
- ▶ View with Browser or Reader Application
- ▶ Bookmarks: quick, easy table of contents
- ▶ Acrobat navigation Next / Previous buttons
- ▶ View facing pages
- ▶ Acrobat Search options

## RETURN TO CATALOG

## PROGRAM LINKS

Obtain programs that may be necessary to use content on this disc.

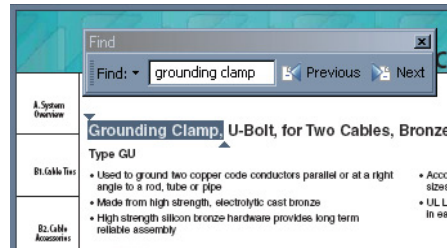
## CONTACT US

## Using Acrobat Find or Search


In Acrobat, Find and Search are distinct functions.

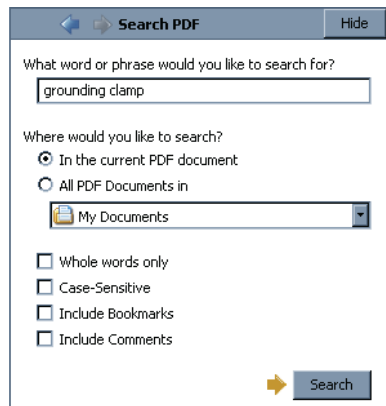
- Find scans the currently selected document for matches to your criteria
- Search can be configured to include one or multiple documents on a disc computer or server, then return results that appear in any of those documents.

### Acrobat Version 6 or 7



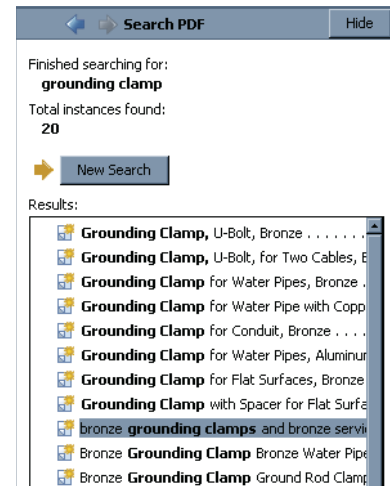
**Find** is accessed with the Ctrl+F key combo (Edit>Find). Type in the search criteria and click Next. If there are matches to your criteria, a page will appear with the results highlighted. Continuing to click Next or Previous changes pages and highlight locations.

Open **Search** by clicking the binocular button  Search (Ctrl+Shift+F). The Search dialog offers the option of selecting locations to be included (1).



Enter your search criteria, click the search button.

### TOP



Results will appear as a list. Each item is an active link to that location in the document where it was found. Click a link to jump to that location.

### TOP

**USER TIPS / HELP**

- ▶ Acrobat Alert: "This file may contain newer..."
- ▶ Links not working, pop-up blocker
- ▶ Windows XP links not working, security alerts
- ▶ View with Browser or Reader Application
- ▶ Bookmarks: quick, easy table of contents
- ▶ Acrobat navigation Next / Previous buttons
- ▶ View facing pages
- ▶ Acrobat Search options

**RETURN TO CATALOG**
**PROGRAM LINKS**

Obtain programs that may be necessary to use content on this disc.

**CONTACT US**

## Optional Installation Programs & Links

PDF files on this optimized for use with Acrobat 5 or higher.

### Installing Acrobat / Adobe Reader

If you don't already have Acrobat Reader, it is always recommended that you download the most current version from the Adobe website. Click the logo under Third Party Links (below) to go to the download page. The name of the program was changed from Acrobat Reader to Adobe Reader starting with Version 6.x. The version on this CD is 7.0.5 (U.S. English, Windows only) and is made available for those who do not have ready access to the internet. To install from this disc, browse the CD folders and open Programs.

### Installation Cautions

Adobe strongly recommends that only one version of Reader be installed on any computer. Please uninstall previous versions before you install. Uninstalling a previous version after installing a newer one can also delete files required by the newer one.

### Free Third Party Links (if needed)

PANDUIT Web sites, CDs and DVDs may contain multimedia programs that require your computer to have one or more of the following programs or plugins installed. Selecting a file or link requiring one of these programs will alert you of the program required. All these programs are free by way of the Internet links below. If you frequent the Internet, you probably already have some or all of these programs installed.

[TOP](#)



*VISIO®, Windows®, 98SE®, Windows 2000® and Windows XP® are trademarks of Microsoft Corporation and may be registered in some jurisdictions.*

*Adobe® Acrobat® and Reader® are registered or registered tradenames of Adobe Systems, Inc. in the United States and other countries.*

*Macromedia®, Flash® and Shockwave® are trademarks of Macromedia, Inc.*

**USER TIPS / HELP**

- ▶ Acrobat Alert: "This file may contain newer..."
- ▶ Links not working, pop-up blocker
- ▶ Windows XP links not working, security alerts
- ▶ View with Browser or Reader Application
- ▶ Bookmarks: quick, easy table of contents
- ▶ Acrobat navigation Next / Previous buttons
- ▶ View facing pages
- ▶ Acrobat Search options

**RETURN TO CATALOG**
**PROGRAM LINKS**

Obtain programs that may be necessary to use content on this disc.

**CONTACT US**
**Visit PANDUIT on the Web**

Get all the latest news about PANDUIT products, services, training and events. Locate distributors. View the always up-to-date online catalog, more downloadable PDF catalogs or request printed materials. Register for newsletters, designer/installer certification; enjoy special catalog features like Favorites and saved Bills of Material

---

**Contact Information**


---

**PANDUIT® Corporate Headquarters (North America)**

<b>PANDUIT Corp.</b>	Telephone	<b>888-506-5400 / 708-532-1800</b>
<b>17301 Ridgeland Avenue</b>	Fax	<b>708-532-1811</b>
<b>Tinley Park, IL 60477-3091</b>	eMail	<b>cs@panduit.com</b>
<b>U.S.A.</b>		

If connected, [click here](#) to view complete, current Sales Office information on our website. Current PANDUIT [warranty information](#) is available on our website.

**PANDUIT Latin America Headquarters (Central and South America)**

<b>PANDUIT Latin America</b>	Telephone	<b>52 333 666 2501</b>
<b>Av. Lazaro Cardenas 2785</b>	Fax	<b>52 33 3666 2510</b>
<b>Col. Alamo Industrial</b>	eMail	<b>mkt@panduit.com.mx</b>
<b>Guadalajara , Jal 44490</b>		
<b>Mexico</b>		

[TOP](#)

**PANDUIT Europe Headquarters (Europe / Middle East / Africa)**

<b>PANDUIT Europe Ltd.</b>	Telephone	<b>44 20 8601 7200</b>
<b>West World</b>	Fax	<b>44 20 8601 7209</b>
<b>Westgate , London W5 1XP</b>	eMail	<b>cs@panduit.com</b>
<b>United Kingdom</b>		

[TOP](#)

**PANDUIT Aisa/Pacific Headquarters**

<b>PANDUIT Asia Pacific Pte. Ltd.</b>	Telephone	<b>65 6379 6700</b>
<b>60 Tuas Avenue 11</b>	Fax	<b>65 6379 6759</b>
<b>Singapore,</b>	eMail	<b>sgp-sales@panduit.com</b>
<b>Republic of Singapore 639106</b>		

[TOP](#)

# Searching by Part Numbers in this Catalog PDF

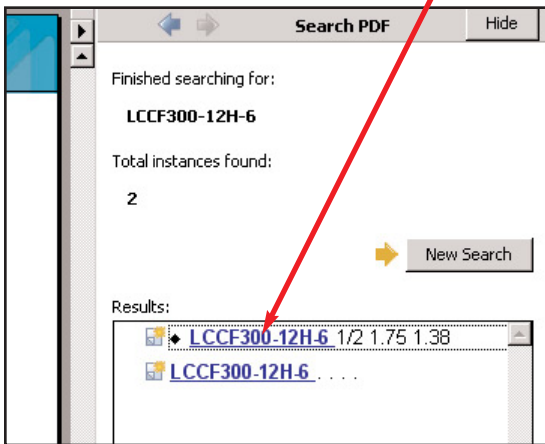
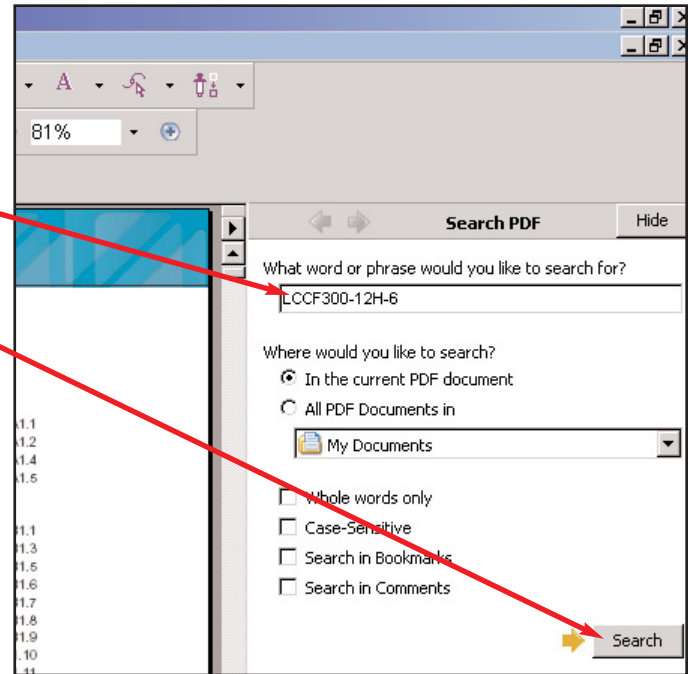
**1.** To search for a Part Number in this Catalog PDF, either press the Control key and the letter F (Ctrl-F) at the same time OR from the menu bar, select Edit, and then select Find/Change.

**2.** The screen will spit into two parts. In the first window on the right side, type in the part number you wish to find. For example, if you wish to find LCCF300-12H-6, type as shown. There is no need to be case sensitive in your typing.

**3.** When you are done typing, press the “Search” button.

If you want to be less precise in your search, and find all instances of similar part numbers, you could type in just part of the number. For example, if you want to find all the LCCF300 numbers, just type in LCCF300.

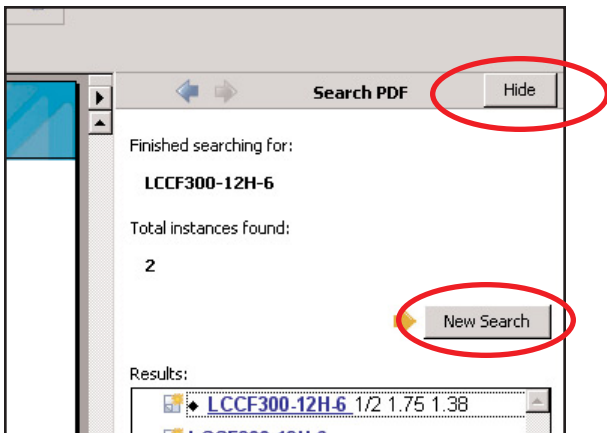
**4.** The right side of the screen, under “Results”, will now display all occurrences of the part number. Select any of the choices to be taken to that page.



**5.** The left side of your screen will now show the page with the part number, and the part number will be highlighted (see below).

	Part Number	Class K & M	Locomotive	Size (In.)	Spacing (In.)	W	B	T	L	Code
2. Cable Assemblies	LCCF40-14BH-X	410 AWS	410 AWS	1/4	.75	1.17	1.81	.14	3.06	Yellow
	LCCF40-38DH-X			3/8	1.00	1.17	1.81	.14	3.55	Yellow
	LCCF40-38H-X			3/8	1.75	1.17	1.81	.14	4.30	Yellow
Stainless Steel	LCCF40-12H-X	250 kcmil	262.6 kcmil	1/2	1.75	1.17	1.81	.14	4.69	White
	LCCF250-14BH-X			1/4	.75	1.28	2.24	.17	3.66	White
	LCCF250-38DH-X			3/8	1.00	1.28	2.24	.17	4.14	White
Wiring Duct	LCCF250-12EH-X	300 kcmil	313.1 kcmil	1/2	1.25	1.28	2.24	.17	4.82	White
	LCCF300-12H-X			1/2	1.75	1.28	2.24	.17	5.32	White
	LCCF300-14BH-6			1/4	.75	1.38	2.30	.18	3.77	Red
Surface Raceway	LCCF300-38DH-6	350 kcmil	373.7 kcmil	3/8	1.00	1.38	2.30	.18	4.25	Red
	LCCF300-12H-6			1/2	1.75	1.38	2.30	.18	5.43	Red
	LCCF350-14BH-6			1/4	.75	1.53	2.50	.22	3.96	Blue
Abrasion Protection	LCCF350-38DH-6	400 kcmil	444.4 kcmil	3/8	1.00	1.53	2.50	.22	4.46	Blue
	LCCF350-12EH-6			1/2	1.25	1.53	2.50	.22	5.14	Blue
	LCCF400-12H-6			1/2	1.75	1.53	2.50	.22	5.64	Blue
14 Cable Management	LCCF400-38DH-6	500 kcmil	535.3 kcmil	3/8	1.00	1.70	2.69	.26	4.66	Brown
	LCCF500-12H-6			1/2	1.75	1.89	2.88	.26	6.18	Pink
	LCCF600-12H-6			1/2	1.75	1.95	2.94	.29	6.25	Black
Terminals	LCCF750-38DH-3	---	777.7 kcmil	3/8	1.00	2.17	3.00	.32	5.45	Orange
	LCCF750-12H-3			1/2	1.75	2.17	3.00	.32	6.39	Orange

**6.** To return to a full screen view, select the “Hide” button. To keep the “Search PDF” screen and search for more part numbers, select the “New Search” button (see below).



**Note:** An alternative is to look in the Part Number Index at the back of this PDF and find the part number manually, then manually scroll to the page indicated.

[Click Here to Return to the Table of Contents](#)